

UTILITY  
PRICE LIST

---



**HYDRO PUMPS**  
WATER TECHNOLOGIES



# INDEX

## Borehole Pumps:

3 SD Range .....	5
3 SD Kits .....	5
4 SD Kits .....	6
4 ST Range	
4 ST 1 .....	9
4 SD Range	
4 SD 2 .....	10
4 SD 3 .....	11
4 SD 4 .....	12
4 SD 6 .....	13
4 SD 8 .....	14
4 SD 10 .....	15
4 SD 12 .....	16
4 SD 16 .....	17
4" MOTORS & CONTROLLERS	18
6 VP Range	
VP-18 A .....	21
VP-32 A .....	23
VP-48 A .....	26
VP-62 A .....	28
6" MOTORS & CONTROLLERS	30
8 VP Range	
VP-80 .....	31
VP-98 .....	31
8" MOTORS .....	31

## Control Equipment & Pressure Tanks:

Floating level switch .....	33
Flow control switches.....	33
Pressure boosting system components .....	33
Pressure Tanks .....	33
Replacement bladders .....	33

## Solar Pumps:

Solar borehole pumps .....	34
Solar booster pump .....	34
Solar Inverters DC-AC .....	35
4" Motor 220V 3phase .....	35

## End-suction pump range:

Peripheral QB .....	36
Single stage CPM .....	36
Twin stage 2CPM .....	36
C/I Jet and JSWM .....	37
P/P Jet JSPM .....	37
In-Line Self-priming ITB50 .....	37
VSP1&2 Intelli Boost .....	37
304 S/S Stub shaft DZA .....	39

## Fountain Pumps:

HB .....	41
JHQ .....	41

## Submersible:

Screened sewage S/S VXD Range .....	43
Screened sewage C/I WSD-range .....	43
Screened sewage S/S WQF-range .....	43
Raw sewage C/I C-Series .....	45
Raw sewage C/I B-Series .....	45
Duck foot assembly .....	45

## Biological Products:

Sewage & Fat Destroyer Range .....	47
------------------------------------	----

## Variable Speed Drive:

VSD .....	49
Pressure Transducers .....	49

## Vertical Multi-stage Pump:

DL 1 .....	52
DL 3 .....	53
DL 5 .....	54
DL 8 .....	55
DL 12 .....	56
DL 16 .....	57
DL 20 .....	58
DL 32 .....	59
DL 45 .....	60
DL 64 .....	61
DL 90 .....	61
DL Spares .....	62

## Hot Water Circulators:

JCR 25-7 .....	71
JCR 40-8 .....	71
UPS25-4-180 .....	71
UPS25-8-180 .....	71

# 3SD2

## Borehole Pump kits (3")



**Note: Unit c/w 1.5mm 4 core cable.**

**However, it is not recommended for use for lengths longer than 60m.**

**For applications where longer distances are required it is advised to purchase the Version 1 kit. Refer to the 3" & 4" Borehole Catalogue (p.7) for the cable length chart to ensure correct cable size is purchased.**



VERSION 1



3" Borehole Pump (Pump, Motor & C/Box)					
INVENTORY CODE	ITEM DESCRIPTION	POWER (kW)	VOLTAGE (V)	LEAD OUT CABLE LENGTH (M)	PRICE
10010034	3SDM2/8 0.18KW220V V1	0,18	220 ~240	1,2	R 4,680.00
10010009	3SDM2/11 0.25KW220V V1	0,25	220 ~240	1,2	R 5,260.50
10010010	3SDM2/15 0.37KW220V V1	0,37	220 ~240	1,2	R 5,935.50
10010011	3SDM2/21 0.55KW220V V1	0,55	220 ~240	1,2	R 6,814.50
10010012	3SDM2/27 0.75KW220V V1	0,75	220 ~240	1,2	R 7,675.50
10010024	3SDM2/33 1.1KW220V V1	1,1	220 ~240	1,2	R 8,298.00
10010013	3SDM2/39 1.1KW220V V1	1,1	220 ~240	1,2	R 9,510.00
10010025	3SDM2/47 1.5KW220V V1	1,5	220~240	1,2	R 10,440.00

VERSION 2



3 SD 2 Borehole Pump (Pump, Motor, C/Box, Cable, Joint, Rope & Baseplate)					
INVENTORY CODE	ITEM DESCRIPTION	POWER (kW)	VOLTAGE (V)	SUBMERSIBLE CABLE LENGTH (M)	PRICE
10010033	3SDM2/8 0.18KW220V V2	0,18	220 ~240	30	R 5,904.00
10010020	3SDM2/11 0.25KW220V V2	0,25	220 ~240	40	R 6,732.00
10010021	3SDM2/15 0.37KW220V V2	0,37	220 ~240	60	R 8,910.00
10010022	3SDM2/21 0.55KW220V V2	0,55	220 ~240	80	R 10,800.00
10010023	3SDM2/27 0.75KW220V V2	0,75	220 ~240	100	R 14,796.00

3 SD 1.8 Replacement Borehole Motor					
INVENTORY CODE	ITEM DESCRIPTION	POWER (kW)	VOLTAGE (V)	LEAD OUT CABLE LENGTH (M)	PRICE
10010040	BHM OIL 3" 0.18KW220V 50HZ	0,18	220 ~240	1,2	R1,776.00
10010026	BHM OIL 3" 0.25KW220V 50HZ	0,25	220 ~240	1,2	R1,896.00
10010027	BHM OIL 3" 0.37KW220V 50HZ	0,37	220 ~240	1,2	R2,088.00
10010028	BHM OIL 3" 0.55KW220V 50HZ	0,55	220 ~240	1,2	R2,316.00
10010029	BHM OIL 3" 0.75KW220V 50HZ	0,75	220 ~240	1,2	R2,604.00
10010030	BHM OIL 3" 1.1KW220V 50HZ	1,1	220 ~240	1,2	R3,288.00
10010032	BHM OIL 3" 1.5KW220V 50HZ	1,5	220 ~240	1,2	R3,756.00



3 SD 1.8 Control Box Analogue					
INVENTORY CODE	ITEM DESCRIPTION	POWER (kW)	VOLTAGE (V)	RUN CAP MICROFARAD(μF)	PRICE
10070041	C/BOX STD 3" 0.18KW220V	0,18	220 ~240	12	R 2,664.00
10070001	C/BOX STD 3" 0.25KW220V	0,25	220 ~240	16	R 2,844.00
10070041	C/BOX STD 4" 0.37KW220V	0,37	220 ~240	20	R 3,132.00
10070072	C/BOX STD 4" 0.55KW220V	0,55	220 ~240	25	R 3,474.00
10070073	C/BOX STD 4" 0.75KW220V	0,75	220 ~240	35	R 3,906.00
10070074	C/BOX STD 4" 1.1KW220V	1,1	220 ~240	45	R 4,932.00
10070075	C/BOX STD 4" 1.5KW220V	1,5	220 ~240	55	R 5,634.00



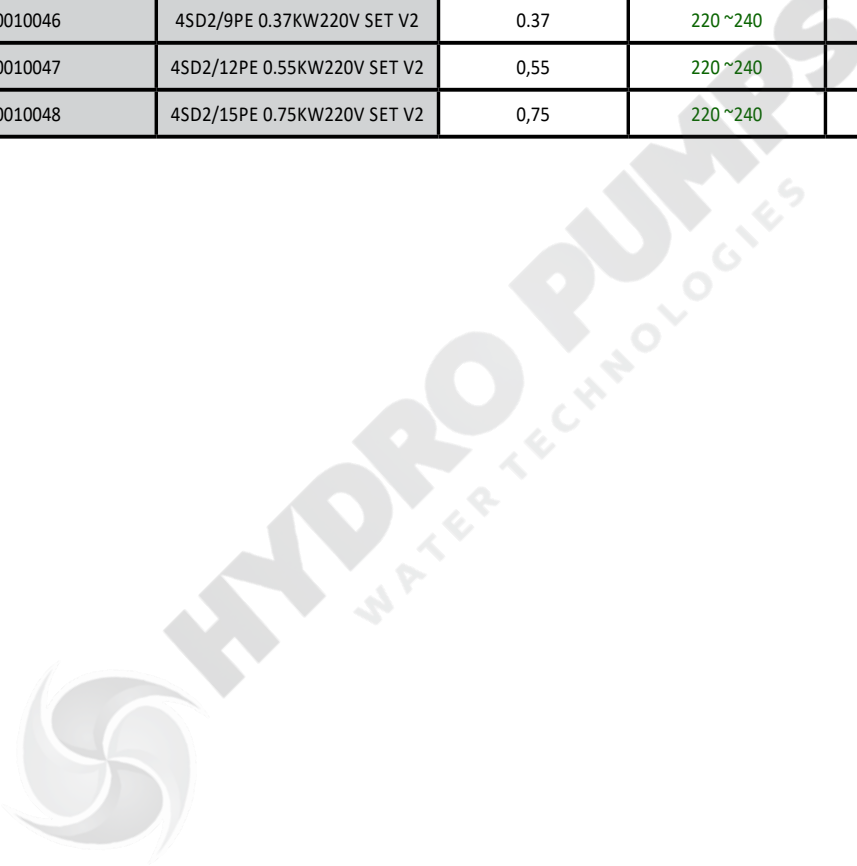
# 4SD2

## Borehole Pump kits (4")





4 SD 2 Borehole Pump (Pump, Motor, C/Box, Cable, Joint, Rope & Baseplate)					
INVENTORY CODE	ITEM DESCRIPTION	POWER (kW)	VOLTAGE (V)	SUBMERSIBLE CABLE LENGTH (M)	PRICE
10010046	4SD2/9PE 0.37KW220V SET V2	0.37	220 ~240	40	R 8,712.00
10010047	4SD2/12PE 0.55KW220V SET V2	0,55	220 ~240	50	R 10,329.00
10010048	4SD2/15PE 0.75KW220V SET V2	0,75	220 ~240	60	R 12,343.50



# 4ST / SD

## Borehole Pump range (4")





# Borehole Pump range (4")

4 ST 1 BOREHOLE PUMP RANGE 220 ~ 240V ANALOGUE CONTROL BOX							
WET END				MOTOR 220 ~ 240V		220 ~ 240V ANALOGUE C/BOX	
ITEM DESCRIPTION	POWER (KW)	INVENTORY CODE	UNIT PRICE	CODE	UNIT PRICE	CODE	UNIT PRICE
4ST1/13 0.37KW	0.37	40010017	R 3,987.00	10060001	R 3,006.00	10070002	R 540.00
4ST1/19 0.55KW	0.55	40010018	R 5,130.00	10060002	R 3,222.00	10070003	R 576.00
4ST1/26 0.75KW	0.75	40010019	R 6,159.00	10060003	R 3,600.00	10070004	R 576.00
4ST1/38 1.1KW	1.1	40010020	R 9,490.50	10060004	R 4,320.00	10070005	R 630.00
4ST1/49 1.5KW	1.5	40010021	R 11,287.50	10060005	R 5,166.00	10070006	R 666.00

4 ST 1 BOREHOLE PUMP RANGE 220 ~ 240V DIGITAL PROTECTION PANEL							
WET END				MOTOR 220 ~ 240V		220 ~ 240V DIGITAL PROTECTION C/BOX	
ITEM DESCRIPTION	POWER (KW)	INVENTORY CODE	UNIT PRICE	CODE	UNIT PRICE	CODE	UNIT PRICE
4ST1/13 0.37KW	0.37	40010017	R 3,987.00	10060001	R 3,006.00	10070029	R 4,788.00
4ST1/19 0.55KW	0.55	40010018	R 5,130.00	10060002	R 3,222.00	10070030	R 4,788.00
4ST1/26 0.75KW	0.75	40010019	R 6,159.00	10060003	R 3,600.00	10070031	R 4,788.00
4ST1/38 1.1KW	1.1	40010020	R 9,490.50	10060004	R 4,320.00	10070032	R 4,788.00
4ST1/49 1.5KW	1.5	40010021	R 11,287.50	10060005	R 5,166.00	10070033	R 4,788.00

4 ST 1 BOREHOLE PUMP RANGE 380 ~ 415V DIGITAL PROTECTION PANEL							
WET END				MOTOR 380 ~ 415V		380 ~ 415V DIGITAL PROTECTION C/BOX	
ITEM DESCRIPTION	POWER (KW)	INVENTORY CODE	UNIT PRICE	CODE	UNIT PRICE	CODE	UNIT PRICE
4ST1/13 0.37KW	0.37	40010017	R 3,987.00	10060007	R 3,150.00	10070042	R 4,338.00
4ST1/19 0.55KW	0.55	40010018	R 5,130.00	10060008	R 3,384.00	10070042	R 4,338.00
4ST1/26 0.75KW	0.75	40010019	R 6,159.00	10060009	R 3,708.00	10070042	R 4,338.00
4ST1/38 1.1KW	1.1	40010020	R 9,490.50	10060010	R 4,212.00	10070042	R 4,338.00
4ST1/49 1.5KW	1.5	40010021	R 11,287.50	10060011	R 4,824.00	10070042	R 4,338.00

**For 4" Solar conversion option turn to page 35 (Solar Price list DC-AC)**



4 SD 2 BOREHOLE PUMP RANGE 220 ~ 240V ANALOGUE CONTROL BOX							
WET END				MOTOR 220 ~ 240V		220 ~ 240V ANALOGUE C/BOX	
ITEM DESCRIPTION	POWER (KW)	INVENTORY CODE	UNIT PRICE	CODE	UNIT PRICE	CODE	UNIT PRICE
4SD2/9 0.37KW	0.37	10020120	R 2,430.00	10060001	R3,006	10070002	R540
4SD2/12 0.55KW	0.55	10020121	R 2,754.00	10060002	R3,222	10070003	R576
4SD2/15 0.75KW	0.75	10020122	R 3,060.00	10060003	R3,600	10070004	R576
4SD2/19 1.1KW	1.1	10020175	R 3,456.00	10060004	R4,320	10070005	R630
4SD2/21 1.1KW	1.1	10020123	R 3,906.00	10060004	R4,320	10070005	R630
4SD2/25 1.5KW	1.5	10020176	R 4,212.00	10060005	R5,166	10070006	R666
4SD2/28 1.5KW	1.5	10020124	R 4,500.00	10060005	R5,166	10070006	R666
4SD2/34 2.2KW	2.2	10020177	R 5,220.00	10060006	R7,038	10070007	R972
4SD2/40 2.2KW	2.2	10020125	R 5,922.00	10060006	R7,038	10070007	R972

4 SD 2 BOREHOLE PUMP RANGE 220 ~ 240V DIGITAL PROTECTION PANEL							
WET END				MOTOR 220 ~ 240V		220 ~ 240V DIGITAL PROTECTION C/BOX	
ITEM DESCRIPTION	POWER (KW)	INVENTORY CODE	UNIT PRICE	CODE	UNIT PRICE	CODE	UNIT PRICE
4SD2/9 0.37KW	0.37	10020120	R2,430	10060001	R3,006	10070029	R4,788
4SD2/12 0.55KW	0.55	10020121	R2,754	10060002	R3,222	10070030	R4,788
4SD2/15 0.75KW	0.75	10020122	R3,060	10060003	R3,600	10070031	R4,788
4SD2/19 1.1KW	1.1	10020175	R3,456	10060004	R4,320	10070032	R4,788
4SD2/21 1.1KW	1.1	10020123	R3,906	10060004	R4,320	10070032	R4,788
4SD2/25 1.5KW	1.5	10020176	R4,212	10060005	R5,166	10070033	R4,788
4SD2/28 1.5KW	1.5	10020124	R4,500	10060005	R5,166	10070033	R4,788
4SD2/34 2.2KW	2.2	10020177	R5,220	10060006	R7,038	10070034	R4,788
4SD2/40 2.2KW	2.2	10020125	R5,922	10060006	R7,038	10070034	R4,788

4 SD 2 BOREHOLE PUMP RANGE 380 ~ 415V DIGITAL PROTECTION PANEL							
WET END				MOTOR 380 ~ 415V		380~ 415V DIGITAL PROTECTION C/BOX	
ITEM DESCRIPTION	POWER (KW)	INVENTORY CODE	UNIT PRICE	CODE	UNIT PRICE	CODE	UNIT PRICE
4SD2/9 0.37KW	0.37	10020120	R2,430	10060007	R 3,150	10070042	R 4,338
4SD2/12 0.55KW	0.55	10020121	R2,754	10060008	R 3,384	10070042	R 4,338
4SD2/15 0.75KW	0.75	10020122	R3,060	10060009	R 3,708	10070042	R 4,338
4SD2/19 1.1KW	1.1	10020175	R3,456	10060010	R 4,212	10070042	R 4,338
4SD2/21 1.1KW	1.1	10020123	R3,906	10060010	R 4,212	10070042	R 4,338
4SD2/25 1.5KW	1.5	10020176	R4,212	10060011	R 4,824	10070042	R 4,338
4SD2/28 1.5KW	1.5	10020124	R4,500	10060011	R 4,824	10070042	R 4,338
4SD2/34 2.2KW	2.2	10020177	R5,220	10060012	R 6,318	10070042	R 4,338
4SD2/40 2.2KW	2.2	10020125	R5,922	10060012	R 6,318	10070042	R 4,338
4SD2/47 3KW	3	10020178	R6,894	10060013	R 8,352	10070042	R 4,338
4SD2/52 3KW	3.7	10020126	R7,470	10060013	R 8,352	10070042	R 4,338
4SD2/58 4KW	4	10020179	R8,514	10060014	R 10,134	10070042	R 4,338
4SD2/65 4KW	4	10020180	R9,342	10060014	R 10,134	10070042	R 4,338

**For 4" Solar conversion option turn to page 35 (Solar Price list DC-AC)**



# Borehole Pump range (4")

4 SD 3 BOREHOLE PUMP RANGE 220 ~ 240V ANALOGUE CONTROL BOX							
WET END				MOTOR 220 ~ 240V		220 ~ 240V ANALOGUE C/BOX	
ITEM DESCRIPTION	POWER (KW)	INVENTORY CODE	UNIT PRICE	CODE	UNIT PRICE	CODE	UNIT PRICE
4SD3/7 0.37KW	0.37	10020127	R2,286	10060001	R 3,006	10070002	R 540
4SD3/10 0.55KW	0.55	10020128	R2,592	10060002	R 3,222	10070003	R 576
4SD3/11 0.75KW	0.75	10020182	R2,682	10060003	R 3,600	10070004	R 576
4SD3/13 0.75KW	0.75	10020129	R2,898	10060003	R 3,600	10070004	R 576
4SD3/15 1.1KW	1.1	10020183	R3,114	10060004	R 4,320	10070005	R 630
4SD3/18 1.1KW	1.1	10020130	R3,528	10060004	R 4,320	10070005	R 630
4SD3/20 1.5KW	1.5	10020184	R3,744	10060005	R 5,166	10070006	R 666
4SD3/22 1.5KW	1.5	10020131	R3,960	10060005	R 5,166	10070006	R 666
4SD3/26 2.2KW	2.2	10020132	R4,392	10060006	R 7,038	10070007	R 972
4SD3/30 2.2KW	2.2	10020185	R4,806	10060006	R 7,038	10070007	R 972

4 SD 3 BOREHOLE PUMP RANGE 220 ~ 240V DIGITAL PROTECTION PANEL							
WET END				MOTOR 220 ~ 240V		220 ~ 240V DIGITAL PROTECTION C/BOX	
ITEM DESCRIPTION	POWER (KW)	INVENTORY CODE	UNIT PRICE	CODE	UNIT PRICE	CODE	UNIT PRICE
4SD3/7 0.37KW	0.37	10020127	R2,286	10060001	R 3,006	10070029	R 4,788
4SD3/10 0.55KW	0.55	10020128	R2,592	10060002	R 3,222	10070030	R 4,788
4SD3/11 0.75KW	0.75	10020182	R2,682	10060003	R 3,600	10070031	R 4,788
4SD3/13 0.75KW	0.75	10020129	R2,898	10060003	R 3,600	10070031	R 4,788
4SD3/15 1.1KW	1.1	10020183	R3,114	10060004	R 4,320	10070032	R 4,788
4SD3/18 1.1KW	1.1	10020130	R3,528	10060004	R 4,320	10070032	R 4,788
4SD3/20 1.5KW	1.5	10020184	R3,744	10060005	R 5,166	10070033	R 4,788
4SD3/22 1.5KW	1.5	10020131	R3,960	10060005	R 5,166	10070033	R 4,788
4SD3/26 2.2KW	2.2	10020132	R4,392	10060006	R 7,038	10070034	R 4,788
4SD3/30 2.2KW	2.2	10020185	R4,806	10060006	R 7,038	10070034	R 4,788

4 SD 3 BOREHOLE PUMP RANGE 380 ~ 415V DIGITAL PROTECTION PANEL							
WET END				MOTOR 380 ~ 415V		380 ~ 415V DIGITAL PROTECTION C/BOX	
ITEM DESCRIPTION	POWER (KW)	INVENTORY CODE	UNIT PRICE	CODE	UNIT PRICE	CODE	UNIT PRICE
4SD3/7 0.37KW	0.37	10020127	R2,286	10060007	R 3,150	10070042	R 4,338
4SD3/10 0.55KW	0.55	10020128	R2,592	10060008	R 3,384	10070042	R 4,338
4SD3/11 0.75KW	0.75	10020182	R2,682	10060009	R 3,708	10070042	R 4,338
4SD3/13 0.75KW	0.75	10020129	R2,898	10060009	R 3,708	10070042	R 4,338
4SD3/15 1.1KW	1.1	10020183	R3,114	10060010	R 4,212	10070042	R 4,338
4SD3/18 1.1KW	1.1	10020130	R3,528	10060010	R 4,212	10070042	R 4,338
4SD3/20 1.5KW	1.5	10020184	R3,744	10060011	R 4,824	10070042	R 4,338
4SD3/22 1.5KW	1.5	10020131	R3,960	10060011	R 4,824	10070042	R 4,338
4SD3/26 2.2KW	2.2	10020132	R4,392	10060012	R 6,318	10070042	R 4,338
4SD3/30 2.2KW	2.2	10020185	R4,806	10060012	R 6,318	10070042	R 4,338
4SD3/35 3KW	3	10020133	R5,454	10060013	R 8,352	10070042	R 4,338
4SD3/40 3KW	3	10020187	R6,102	10060013	R 8,352	10070042	R 4,338
4SD3/45 4KW	4	10020188	R6,642	10060014	R 10,134	10070042	R 4,338
4SD3/50 4KW	4	10020134	R7,452	10060014	R 10,134	10070042	R4,338
4SD3/56 5.5KW	5.5	10020190	R8,172	10060015	R 12,564	10070043	R4,572
4SD3/62 5.5KW	5.5	10020191	R9,414	10060015	R 12,564	10070043	R4,572

**For 4" Solar conversion option turn to page 35 (Solar Price list DC-AC)**



4 SD 4 BOREHOLE PUMP RANGE 220 ~ 240V ANALOGUE CONTROL BOX							
WET END				MOTOR 220 ~ 240V		220 ~ 240V ANALOGUE C/BOX	
ITEM DESCRIPTION	POWER (KW)	INVENTORY CODE	UNIT PRICE	CODE	UNIT PRICE	CODE	UNIT PRICE
4SD4/6 0.37KW	0.37	10020192	R2,232	10060001	R 3,006	10070002	R 540
4SD4/8 0.55KW	0.55	10020135	R2,430	10060002	R 3,222	10070003	R 576
4SD4/9 0.75KW	0.75	10020193	R2,538	10060003	R 3,600	10070004	R 576
4SD4/10 0.75KW	0.75	10020136	R2,664	10060003	R 3,600	10070004	R 576
4SD4/12 1.1KW	1.1	10020137	R2,880	10060004	R 4,320	10070005	R 630
4SD4/14 1.1KW	1.1	10020194	R3,114	10060004	R 4,320	10070005	R 630
4SD4/16 1.5KW	1.5	10020138	R3,330	10060005	R 5,166	10070006	R 666
4SD4/18 1.5KW	1.5	10020195	R3,672	10060005	R 5,166	10070006	R 666
4SD4/21 2.2KW	2.2	10020196	R4,032	10060006	R 7,038	10070007	R 972
4SD4/24 2.2KW	2.2	10020139	R4,374	10060006	R 7,038	10070007	R 972

4 SD 4 BOREHOLE PUMP RANGE 220 ~ 240V DIGITAL PROTECTION PANEL							
WET END				MOTOR 220 ~ 240V		220 ~ 240V DIGITAL PROTECTION C/BOX	
ITEM DESCRIPTION	POWER (KW)	INVENTORY CODE	UNIT PRICE	CODE	UNIT PRICE	CODE	UNIT PRICE
4SD4/6 0.37KW	0.37	10020192	R2,232	10060001	R 3,006	10070029	R 4,788
4SD4/8 0.55KW	0.55	10020135	R2,430	10060002	R 3,222	10070030	R 4,788
4SD4/9 0.75KW	0.75	10020193	R2,538	10060003	R 3,600	10070031	R 4,788
4SD4/10 0.75KW	0.75	10020136	R2,664	10060003	R 3,600	10070031	R 4,788
4SD4/12 1.1KW	1.1	10020137	R2,880	10060004	R 4,320	10070032	R 4,788
4SD4/14 1.1KW	1.1	10020194	R3,114	10060004	R 4,320	10070032	R 4,788
4SD4/16 1.5KW	1.5	10020138	R3,330	10060005	R 5,166	10070033	R 4,788
4SD4/18 1.5KW	1.5	10020195	R3,672	10060005	R 5,166	10070033	R 4,788
4SD4/21 2.2KW	2.2	10020196	R4,032	10060006	R 7,038	10070034	R 4,788
4SD4/24 2.2KW	2.2	10020139	R4,374	10060006	R 7,038	10070034	R 4,788

4 SD 4 BOREHOLE PUMP RANGE 380 ~ 415V DIGITAL PROTECTION PANEL							
WET END				MOTOR 380 ~ 415V		380~ 415V DIGITAL PROTECTION C/BOX	
ITEM DESCRIPTION	POWER (KW)	INVENTORY CODE	UNIT PRICE	CODE	UNIT PRICE	CODE	UNIT PRICE
4SD4/6 0.37KW	0.37	10020192	R2,232	10060007	R 3,150	10070042	R 4,337
4SD4/8 0.55KW	0.55	10020135	R2,430	10060008	R 3,384	10070042	R 4,337
4SD4/9 0.75KW	0.75	10020193	R2,538	10060009	R 3,708	10070042	R 4,337
4SD4/10 0.75KW	0.75	10020136	R2,664	10060009	R 3,708	10070042	R 4,337
4SD4/12 1.1KW	1.1	10020137	R2,880	10060010	R 4,212	10070042	R 4,337
4SD4/14 1.1KW	1.1	10020194	R3,114	10060010	R 4,212	10070042	R 4,337
4SD4/16 1.5KW	1.5	10020138	R3,330	10060011	R 4,824	10070042	R 4,337
4SD4/18 1.5KW	1.5	10020195	R3,672	10060011	R 4,824	10070042	R 4,337
4SD4/21 2.2KW	2.2	10020196	R4,032	10060012	R 6,318	10070042	R 4,337
4SD4/24 2.2KW	2.2	10020139	R4,374	10060012	R 6,318	10070042	R 4,337
4SD4/28 3KW	3	10020197	R4,824	10060013	R 8,352	10070042	R 4,337
4SD4/32 3KW	3	10020140	R5,364	10060013	R 8,352	10070042	R 4,337
4SD4/36 4KW	4	10020198	R5,958	10060014	R 10,134	10070042	R 4,337
4SD4/40 4KW	4	10020141	R6,426	10060014	R 10,134	10070042	R4,337
4SD4/45 5.5KW	5.5	10020199	R7,002	10060015	R 12,564	10070043	R4,572
4SD4/50 5.5KW	5.5	10020200	R7,848	10060015	R 12,564	10070043	R4,572
4SD4/56 7.5KW	7.5	10020201	R8,748	10060016	R 14,958	10070043	R4,572
4SD4/62 7.5KW	7.5	10020202	R9,936	10060016	R 14,958	10070043	R4,572

**For 4" Solar conversion option turn to page 35 (Solar Price list DC-AC)**



# Borehole Pump range (4")

4 SD 6 BOREHOLE PUMP RANGE 220 ~ 240V ANALOGUE CONTROL BOX							
WET END				MOTOR 220 ~ 240V		220 ~ 240V ANALOGUE C/BOX	
ITEM DESCRIPTION	POWER (KW)	INVENTORY CODE	UNIT PRICE	CODE	UNIT PRICE	CODE	UNIT PRICE
4SD6/5 0.37KW	0.37	10020203	R2,196	10060001	R 3,006	10070002	R 540
4SD6/6 0.55KW	0.55	10020142	R2,322	10060002	R 3,222	10070003	R 576
4SD6/7 0.75KW	0.75	10020143	R2,466	10060003	R 3,600	10070004	R 576
4SD6/8 0.75KW	0.75	10020204	R2,574	10060003	R 3,600	10070004	R 576
4SD6/9 1.1KW	1.1	10020205	R2,718	10060004	R 4,320	10070005	R 630
4SD6/11 1.1KW	1.1	10020144	R2,934	10060004	R 4,320	10070005	R 630
4SD6/12 1.1KW	1.5	10020206	R3,060	10060005	R 5,166	10070006	R 666
4SD6/15 1.5KW	1.5	10020145	R3,528	10060005	R 5,166	10070006	R 666
4SD6/17 2.2KW	2.2	10020207	R3,798	10060006	R 7,038	10070007	R 972
4SD6/20 2.2KW	2.2	10020146	R4,176	10060006	R 7,038	10070007	R 972

4 SD 6 BOREHOLE PUMP RANGE 220 ~ 240V DIGITAL PROTECTION PANEL							
WET END				MOTOR 220 ~ 240V		220 ~ 240V DIGITAL PROTECTION C/BOX	
ITEM DESCRIPTION	POWER (KW)	INVENTORY CODE	UNIT PRICE	CODE	UNIT PRICE	CODE	UNIT PRICE
4SD6/5 0.37KW	0.37	10020203	R2,196	10060001	R 3,006	10070029	R 4,788
4SD6/6 0.55KW	0.55	10020142	R2,322	10060002	R 3,222	10070030	R 4,788
4SD6/7 0.75KW	0.75	10020143	R2,466	10060003	R 3,600	10070031	R 4,788
4SD6/8 0.75KW	0.75	10020204	R2,574	10060003	R 3,600	10070031	R 4,788
4SD6/9 1.1KW	1.1	10020205	R2,718	10060004	R 4,320	10070032	R 4,788
4SD6/11 1.1KW	1.1	10020144	R2,934	10060004	R 4,320	10070032	R 4,788
4SD6/12 1.1KW	1.5	10020206	R3,060	10060005	R 5,166	10070033	R 4,788
4SD6/15 1.5KW	1.5	10020145	R3,528	10060005	R 5,166	10070033	R 4,788
4SD6/17 2.2KW	2.2	10020207	R3,798	10060006	R 7,038	10070034	R 4,788
4SD6/20 2.2KW	2.2	10020146	R4,176	10060006	R 7,038	10070034	R 4,788

4 SD 6 BOREHOLE PUMP RANGE 380 ~ 415V DIGITAL PROTECTION PANEL							
WET END				MOTOR 380 ~ 415V		380 ~ 415V DIGITAL PROTECTION C/BOX	
ITEM DESCRIPTION	POWER (KW)	INVENTORY CODE	UNIT PRICE	CODE	UNIT PRICE	CODE	UNIT PRICE
4SD6/5 0.37KW	0.37	10020203	R2,196	10060007	R 3,150	10070042	R 4,338
4SD6/6 0.55KW	0.55	10020142	R2,322	10060008	R 3,384	10070042	R 4,338
4SD6/7 0.75KW	0.75	10020143	R2,466	10060009	R 3,708	10070042	R 4,338
4SD6/8 0.75KW	0.75	10020204	R2,574	10060009	R 3,708	10070042	R 4,338
4SD6/9 1.1KW	1.1	10020205	R2,718	10060010	R 4,212	10070042	R 4,338
4SD6/11 1.1KW	1.1	10020144	R2,934	10060010	R 4,212	10070042	R 4,338
4SD6/12 1.1KW	1.5	10020206	R3,060	10060011	R 4,824	10070042	R 4,338
4SD6/15 1.5KW	1.5	10020145	R3,528	10060011	R 4,824	10070042	R 4,338
4SD6/17 2.2KW	2.2	10020207	R3,798	10060012	R 6,318	10070042	R 4,338
4SD6/20 2.2KW	2.2	10020146	R4,176	10060012	R 6,318	10070042	R 4,338
4SD6/23 3KW	3	10020208	R4,554	10060013	R 8,352	10070042	R 4,338
4SD6/26 3KW	3	10020147	R4,932	10060013	R 8,352	10070042	R 4,338
4SD6/30 4KW	4	10020209	R5,544	10060014	R 10,134	10070042	R 4,338
4SD6/34 4KW	4	10020148	R6,210	10060014	R 10,134	10070042	R4,338
4SD6/38 5.5KW	5.5	10020210	R6,732	10060015	R 12,564	10070043	R4,572
4SD6/42 5.5KW	5.5	10020149	R7,236	10060015	R 12,564	10070043	R4,572
4SD6/47 7.5KW	7.5	10020211	R8,280	10060016	R 14,958	10070043	R4,572
4SD6/52 7.5KW	7.5	10020212	R9,000	10060016	R 14,958	10070043	R4,572

**For 4" Solar conversion option turn to page 35 (Solar Price list DC-AC)**



4 SD 8 BOREHOLE PUMP RANGE 220 ~ 240V ANALOGUE CONTROL BOX							
WET END				MOTOR 220 ~ 240V		220 ~ 240V ANALOGUE C/BOX	
ITEM DESCRIPTION	POWER (KW)	INVENTORY CODE	UNIT PRICE	CODE	UNIT PRICE	CODE	UNIT PRICE
4SD8/5 0.55KW	0.55	10020150	R2,412	10060002	R 3,222	10070003	R 576
4SD8/6 0.55KW	0.75	10020151	R2,502	10060003	R 3,600	10070004	R 576
4SD8/7 0.75KW	0.75	10020213	R2,646	10060003	R 3,600	10070004	R 576
4SD8/8 1.1KW	1.1	10020152	R2,790	10060004	R 4,320	10070005	R 630
4SD8/9 1.1KW	1.1	10020214	R2,934	10060004	R 4,320	10070005	R 630
4SD8/10 1.5KW	1.5	10020215	R3,078	10060005	R 5,166	10070006	R 666
4SD8/12 1.5KW	1.5	10020153	R3,492	10060005	R 5,166	10070006	R 666
4SD8/14 2.2KW	2.2	10020216	R3,780	10060006	R 7,038	10070007	R 972
4SD8/17 2.2KW	2.2	10020154	R4,212	10060006	R 7,038	10070007	R972

4 SD 8 BOREHOLE PUMP RANGE 220 ~ 240V DIGITAL PROTECTION PANEL							
WET END				MOTOR 220 ~ 240V		220 ~ 240V DIGITAL PROTECTION C/BOX	
ITEM DESCRIPTION	POWER (KW)	INVENTORY CODE	UNIT PRICE	CODE	UNIT PRICE	CODE	UNIT PRICE
4SD8/5 0.55KW	0.55	10020150	R2,412	10060002	R 3,222	10070030	R 4,788
4SD8/6 0.55KW	0.75	10020151	R2,502	10060003	R 3,600	10070031	R 4,788
4SD8/7 0.75KW	0.75	10020213	R2,646	10060003	R 3,600	10070031	R 4,788
4SD8/8 1.1KW	1.1	10020152	R2,790	10060004	R 4,320	10070032	R 4,788
4SD8/9 1.1KW	1.1	10020214	R2,934	10060004	R 4,320	10070032	R 4,788
4SD8/10 1.5KW	1.5	10020215	R3,078	10060005	R 5,166	10070033	R 4,788
4SD8/12 1.5KW	1.5	10020153	R3,492	10060005	R 5,166	10070033	R 4,788
4SD8/14 2.2KW	2.2	10020216	R3,780	10060006	R 7,038	10070034	R 4,788
4SD8/17 2.2KW	2.2	10020154	R4,212	10060006	R 7,038	10070034	R 4,788

4 SD 8 BOREHOLE PUMP RANGE 380 ~ 415V DIGITAL PROTECTION PANEL							
WET END				MOTOR 380 ~ 415V		380 ~ 415V DIGITAL PROTECTION C/BOX	
ITEM DESCRIPTION	POWER (KW)	INVENTORY CODE	UNIT PRICE	CODE	UNIT PRICE	CODE	UNIT PRICE
4SD8/5 0.55KW	0.55	10020150	R2,412	10060008	R 3,384	10070042	R 4,338
4SD8/6 0.55KW	0.75	10020151	R2,502	10060009	R 3,708	10070042	R 4,338
4SD8/7 0.75KW	0.75	10020213	R2,646	10060009	R 3,708	10070042	R 4,338
4SD8/8 1.1KW	1.1	10020152	R2,790	10060010	R 4,212	10070042	R 4,338
4SD8/9 1.1KW	1.1	10020214	R2,934	10060010	R 4,212	10070042	R 4,338
4SD8/10 1.5KW	1.5	10020215	R3,078	10060011	R 4,824	10070042	R 4,338
4SD8/12 1.5KW	1.5	10020153	R3,492	10060011	R 4,824	10070042	R 4,338
4SD8/14 2.2KW	2.2	10020216	R3,780	10060012	R 6,318	10070042	R 4,338
4SD8/17 2.2KW	2.2	10020154	R4,212	10060012	R 6,318	10070042	R 4,338
4SD8/20 3KW	3	10020217	R4,644	10060013	R 8,352	10070042	R 4,338
4SD8/23 3KW	3	10020155	R5,094	10060013	R 8,352	10070042	R 4,338
4SD8/26 4KW	4	10020218	R5,544	10060014	R 10,134	10070042	R 4,338
4SD8/29 4KW	4	10020156	R6,102	10060014	R 10,134	10070042	R 4,338
4SD8/33 5.5KW	5.5	10020219	R6,804	10060015	R 12,564	10070043	R4,572
4SD8/37 5.5KW	5.5	10020157	R7,416	10060015	R 12,564	10070043	R4,572
4SD8/41 7.5KW	7.5	10020220	R8,172	10060016	R 14,958	10070043	R4,572
4SD8/45 7.5KW	7.5	10020158	R8,748	10060016	R 14,958	10070043	R4,572

**For 4" Solar conversion option turn to page 35 (Solar Price list DC-AC)**



# Borehole Pump range (4")

4 SD 10 BOREHOLE PUMP RANGE 220 ~ 240V ANALOGUE CONTROL BOX							
WET END				MOTOR 220 ~ 240V		220 ~ 240V ANALOGUE C/BOX	
ITEM DESCRIPTION	POWER (KW)	INVENTORY CODE	UNIT PRICE	CODE	UNIT PRICE	CODE	UNIT PRICE
4SD10/5 0.75KW	0.75	10020159	R 2,412	10060003	R 3,600	10070004	R 576
4SD10/6 1.1KW	1.1	10020160	R 2,556	10060004	R 4,320	10070005	R 630
4SD10/7 1.1KW	1.1	10020221	R 2,718	10060004	R 4,320	10070005	R 630
4SD10/8 1.5KW	1.5	10020222	R 2,826	10060005	R 5,166	10070006	R 666
4SD10/10 1.5KW	1.5	10020161	R 3,132	10060005	R 5,166	10070006	R 666
4SD10/12 2.2KW	2.2	10020223	R 3,600	10060006	R 7,038	10070007	R 972
4SD10/14 2.2KW	2.2	10020162	R 3,906	10060006	R 7,038	10070007	R 972

4 SD 10 BOREHOLE PUMP RANGE 220 ~ 240V DIGITAL PROTECTION PANEL							
WET END				MOTOR 220 ~ 240V		220 ~ 240V DIGITAL PROTECTION C/BOX	
ITEM DESCRIPTION	POWER (KW)	INVENTORY CODE	UNIT PRICE	CODE	UNIT PRICE	CODE	UNIT PRICE
4SD10/5 0.75KW	0.75	10020159	R 2,412	10060003	R 3,600	10070031	R 4,788
4SD10/6 1.1KW	1.1	10020160	R 2,556	10060004	R 4,320	10070032	R 4,788
4SD10/7 1.1KW	1.1	10020221	R 2,718	10060004	R 4,320	10070032	R 4,788
4SD10/8 1.5KW	1.5	10020222	R 2,826	10060005	R 5,166	10070033	R 4,788
4SD10/10 1.5KW	1.5	10020161	R 3,132	10060005	R 5,166	10070033	R 4,788
4SD10/12 2.2KW	2.2	10020223	R 3,600	10060006	R 7,038	10070034	R 4,788
4SD10/14 2.2KW	2.2	10020162	R 3,906	10060006	R 7,038	10070034	R 4,788

4 SD 10 BOREHOLE PUMP RANGE 380 ~ 415V DIGITAL PROTECTION PANEL							
WET END				MOTOR 380 ~ 415V		380 ~ 415V DIGITAL PROTECTION C/BOX	
ITEM DESCRIPTION	POWER (KW)	INVENTORY CODE	UNIT PRICE	CODE	UNIT PRICE	CODE	UNIT PRICE
4SD10/5 0.75KW	0.75	10020159	R 2,412	10060009	R 3,708	10070042	R 4,338
4SD10/6 1.1KW	1.1	10020160	R 2,556	10060010	R 4,212	10070042	R 4,338
4SD10/7 1.1KW	1.1	10020221	R 2,718	10060010	R 4,212	10070042	R 4,338
4SD10/8 1.5KW	1.5	10020222	R 2,826	10060011	R 4,824	10070042	R 4,338
4SD10/10 1.5KW	1.5	10020161	R 3,132	10060011	R 4,824	10070042	R 4,338
4SD10/12 2.2KW	2.2	10020223	R 3,600	10060012	R 6,318	10070042	R 4,338
4SD10/14 2.2KW	2.2	10020162	R 3,906	10060012	R 6,318	10070042	R 4,338
4SD10/16 3KW	3	10020224	R4,194	10060013	R 8,352	10070042	R 4,338
4SD10/18 3KW	3	10020163	R4,500	10060013	R 8,352	10070042	R 4,338
4SD10/20 4KW	4	10020225	R4,806	10060014	R 10,134	10070042	R 4,338
4SD10/22 4KW	4	10020164	R5,130	10060014	R 10,134	10070042	R 4,338
4SD10/25 5.5KW	5.5	10020226	R5,598	10060015	R 12,564	10070043	R 4,572
4SD10/28 5.5KW	5.5	10020165	R6,210	10060015	R 12,564	10070043	R 4,572
4SD10/32 7KW	7.5	10020227	R6,948	10060016	R 14,958	10070043	R4,572
4SD10/34 7.5KW	7.5	10020166	R7,614	10060016	R 14,958	10070043	R4,572

**For 4" Solar conversion option turn to page 35 (Solar Price list DC-AC)**



4 SD 12 BOREHOLE PUMP RANGE 220 ~ 240V ANALOGUE CONTROL BOX							
WET END				MOTOR 220 ~ 240V		220 ~ 240V ANALOGUE C/BOX	
ITEM DESCRIPTION	POWER (KW)	INVENTORY CODE	UNIT PRICE	CODE	UNIT PRICE	CODE	UNIT PRICE
4SD12/4 0.75KW	0.75	10020228	R 2,718	10060003	R 3,600	10070004	R 576
4SD12/5 1.1KW	1.1	10020229	R 2,934	10060004	R 4,320	10070005	R 630
4SD12/6 1.1KW	1.1	10020230	R 3,150	10060004	R 4,320	10070005	R 630
4SD12/7 1.5KW	1.5	10020231	R 3,384	10060005	R 5,166	10070006	R 666
4SD12/8 1.5KW	1.5	10020232	R 3,618	10060005	R 5,166	10070006	R 666
4SD12/10 2.2KW	2.2	10020233	R 4,194	10060006	R 7,038	10070007	R 972
4SD12/12 2.2KW	2.2	10020234	R 4,644	10060006	R 7,038	10070007	R 972

4 SD 12 BOREHOLE PUMP RANGE 220 ~ 240V DIGITAL PROTECTION PANEL							
WET END				MOTOR 220 ~ 240V		220 ~ 240V DIGITAL PROTECTION C/BOX	
ITEM DESCRIPTION	POWER (KW)	INVENTORY CODE	UNIT PRICE	CODE	UNIT PRICE	CODE	UNIT PRICE
4SD12/4 0.75KW	0.75	10020228	R 2,718	10060003	R 3,600	10070031	R 4,788
4SD12/5 1.1KW	1.1	10020229	R 2,934	10060004	R 4,320	10070032	R 4,788
4SD12/6 1.1KW	1.1	10020230	R 3,150	10060004	R 4,320	10070032	R 4,788
4SD12/7 1.5KW	1.5	10020231	R 3,384	10060005	R 5,166	10070033	R 4,788
4SD12/8 1.5KW	1.5	10020232	R 3,618	10060005	R 5,166	10070033	R 4,788
4SD12/10 2.2KW	2.2	10020233	R 4,194	10060006	R 7,038	10070034	R 4,788
4SD12/12 2.2KW	2.2	10020234	R 4,644	10060006	R 7,038	10070034	R 4,788

4 SD 12 BOREHOLE PUMP RANGE 380 ~ 415V DIGITAL PROTECTION PANEL							
WET END				MOTOR 380 ~ 415V		380 ~ 415V DIGITAL PROTECTION C/BOX	
ITEM DESCRIPTION	POWER (KW)	INVENTORY CODE	UNIT PRICE	CODE	UNIT PRICE	CODE	UNIT PRICE
4SD12/4 0.75KW	0.75	10020228	R 2,718	10060009	R 3,708	10070042	R 4,338
4SD12/5 1.1KW	1.1	10020229	R 2,934	10060010	R 4,212	10070042	R 4,338
4SD12/6 1.1KW	1.1	10020230	R 3,150	10060010	R 4,212	10070042	R 4,338
4SD12/7 1.5KW	1.5	10020231	R 3,384	10060011	R 4,824	10070042	R 4,338
4SD12/8 1.5KW	1.5	10020232	R 3,618	10060011	R 4,824	10070042	R 4,338
4SD12/10 2.2KW	2.2	10020233	R 4,194	10060012	R 6,318	10070042	R 4,338
4SD12/12 2.2KW	2.2	10020234	R 4,644	10060012	R 6,318	10070042	R 4,338
4SD12/14 3KW	3	10020235	R5,094	10060013	R 8,352	10070042	R 4,338
4SD12/16 3KW	3	10020236	R5,562	10060013	R 8,352	10070042	R 4,338
4SD12/18 4KW	4	10020237	R6,138	10060014	R 10,134	10070042	R 4,338
4SD12/20 4KW	4	10020238	R6,498	10060014	R 10,134	10070042	R 4,338
4SD12/23 5.5KW	5.5	10020239	R7,200	10060015	R 12,564	10070043	R 4,572
4SD12/26 5.5KW	5.5	10020240	R7,884	10060015	R 12,564	10070043	R 4,572
4SD12/29 7.5KW	7.5	10020241	R8,676	10060016	R 14,958	10070043	R4,572
4SD12/32 7.5KW	7.5	10020242	R9,342	10060016	R 14,958	10070043	R4,572

**For 4" Solar conversion option turn to page 35 (Solar Price list DC-AC)**



4 SD 16 BOREHOLE PUMP RANGE 220 ~ 240V ANALOGUE CONTROL BOX							
WET END				MOTOR 220 ~ 240V		220 ~ 240V ANALOGUE C/BOX	
ITEM DESCRIPTION	POWER (KW)	INVENTORY CODE	UNIT PRICE	CODE	UNIT PRICE	CODE	UNIT PRICE
4SD16/4 1.1KW	1.1	10020243	R 2,790	10060004	R 4,320	10070005	R 630
4SD16/5 1.5KW	1.5	10020244	R 3,042	10060005	R 5,166	10070006	R 666
4SD16/6 1.5KW	1.5	10020245	R 3,276	10060005	R 5,166	10070006	R 666
4SD16/8 2.2KW	2.2	10020246	R 3,906	10060006	R 7,038	10070007	R 972
4SD16/9 2.2KW	2.2	10020168	R 4,140	10060006	R 7,038	10070007	R 972

4 SD 16 BOREHOLE PUMP RANGE 220 ~ 240V DIGITAL PROTECTION PANEL							
WET END				MOTOR 220 ~ 240V		220 ~ 240V DIGITAL PROTECTION C/BOX	
ITEM DESCRIPTION	POWER (KW)	INVENTORY CODE	UNIT PRICE	CODE	UNIT PRICE	CODE	UNIT PRICE
4SD16/4 1.1KW	1.1	10020243	R 2,790	10060004	R 4,185	10070032	R 4,788
4SD16/5 1.5KW	1.5	10020244	R 3,042	10060005	R 4,563	10070033	R 4,788
4SD16/6 1.5KW	1.5	10020245	R 3,276	10060005	R 4,914	10070033	R 4,788
4SD16/8 2.2KW	2.2	10020246	R 3,906	10060006	R 5,859	10070034	R 4,788
4SD16/9 2.2KW	2.2	10020168	R 4,140	10060006	R 6,210	10070034	R 4,788

4 SD 16 BOREHOLE PUMP RANGE 380 ~ 415V DIGITAL PROTECTION PANEL							
WET END				MOTOR 380 ~ 415V		380~415 V DIGITAL PROTECTION C/BOX	
ITEM DESCRIPTION	POWER (KW)	INVENTORY CODE	UNIT PRICE	CODE	UNIT PRICE	CODE	UNIT PRICE
4SD16/4 1.1KW	1.1	10020243	R 2,790	10060010	R 4,212	10070042	R 4,338
4SD16/5 1.5KW	1.5	10020244	R 3,042	10060011	R 4,824	10070042	R 4,338
4SD16/6 1.5KW	1.5	10020245	R 3,276	10060011	R 4,824	10070042	R 4,338
4SD16/8 2.2KW	2.2	10020246	R 3,906	10060012	R 6,318	10070042	R 4,338
4SD16/9 2.2KW	2.2	10020168	R 4,140	10060012	R 6,318	10070042	R 4,338
4SD16/11 3.KW	3	10020247	R 4,626	10060013	R 8,352	10070042	R 4,338
4SD16/12 3.KW	3	10020169	R 4,878	10060013	R 8,352	10070042	R 4,338
4SD16/14 4KW	4	10020248	R5,382	10060014	R 10,134	10070042	R 4,338
4SD16/16 4KW	4	10020170	R5,994	10060014	R 10,134	10070042	R 4,338
4SD16/18 5.5KW	5.5	10020249	R6,462	10060015	R 12,564	10070043	R 4,572
4SD16/20 5.5KW	5.5	10020171	R6,876	10060015	R 12,564	10070043	R 4,572
4SD16/23 7.5KW	7.5	10020250	R7,722	10060016	R 14,958	10070043	R 4,572
4SD16/25 7.5KW	7.5	10020172	R8,226	10060016	R 14,958	10070043	R 4,572

For 4" Solar conversion option turn to page 35 (Solar Price list DC-AC)

# 3" & 4" BOREHOLE RANGE

## Motors & Controllers



BOREHOLE MOTORS 4" OIL FILLED 220 ~ 240V					
INVENTORY CODE	ITEM DESCRIPTION	POWER (kW)	VOLTAGE (V)	CABLE LENGTH (M)	PRICE
10060001	BHM OIL 4" 0.37KW220V 20BAR	0.37	220 ~ 240V	2	R 3,006
10060002	BHM OIL 4" 0.55KW220V 20BAR	0.55	220 ~ 240V	2	R 3,222
10060003	BHM OIL 4" 0.75KW220V 20BAR	0.75	220 ~ 240V	2	R 3,600
10060004	BHM OIL 4" 1.1KW220V 20BAR	1.1	220 ~ 240V	2	R 4,320
10060005	BHM OIL 4" 1.5KW220V 20BAR	1.5	220 ~ 240V	2	R 5,166
10060006	BHM OIL 4" 2.2KW220V 20BAR	2.2	220 ~ 240V	2	R 7,038

BOREHOLE MOTORS 4" OIL FILLED 380 ~ 415V					
INVENTORY CODE	ITEM DESCRIPTION	POWER (kW)	VOLTAGE (V)	CABLE LENGTH (M)	PRICE
10060007	BHM OIL 4" 0.37KW380V 20BAR	0.37	380 ~ 415V	2	R 3,150
10060008	BHM OIL 4" 0.55KW380V 20BAR	0.55	380 ~ 415V	2	R 3,384
10060009	BHM OIL 4" 0.75KW380V 20BAR	0.75	380 ~ 415V	2	R 3,708
10060010	BHM OIL 4" 1.1KW380V 20BAR	1.1	380 ~ 415V	2	R 4,212
10060011	BHM OIL 4" 1.5KW380V 20BAR	1.5	380 ~ 415V	2	R 4,824
10060012	BHM OIL 4" 2.2KW380V 20BAR	2.2	380 ~ 415V	2	R 6,318
10060013	BHM OIL 4" 3KW380V 20BAR	3	380 ~ 415V	2	R 8,352
10060014	BHM OIL 4" 4KW380V 20BAR	4	380 ~ 415V	2	R 10,134
10060015	BHM OIL 4" 5.5KW380V 20BAR	5.5	380 ~ 415V	2	R 12,564
10060016	BHM OIL 4" 7.5KW380V 20BAR	7.5	380 ~ 415V	2	R 14,958



BOREHOLE MOTORS 4" OIL FILLED 220V 3PHASE MOTORS					
INVENTORY CODE	ITEM DESCRIPTION	POWER	VOLTAGE	CABLE LENGTH	PRICE
40010022	BHM 4" 0.75KW 220V 3PHASE	0.75	220V 3PHASE	2	R 3,708
40010023	BHM 4" 1.5KW 220V 3PHASE	1.5	220V 3PHASE	2	R 4,824
40010024	BHM 4" 2.2KW 220V 3PHASE	2.2	220V 3PHASE	2	R 6,321
40010025	BHM 4" 4KW 220V 3PHASE	4	220V 3PHASE	2	R 10,134
40010026	BHM 4" 5.5KW 220V 3PHASE	5.5	220V 3PHASE	2	R 12,564



# 3" & 4" BOREHOLE RANGE Motors & Controllers



4" BOREHOLE 220V ANALOGUE CONTROL BOX					
INVENTORY CODE	ITEM DESCRIPTION	POWER (kW)	VOLTAGE (V)	RUN CAP MICROFARAD(μF)	PRICE
10070002	C/BOX STD 4" 0.37KW220V	0.37	220 ~ 240V	20	R540
10070003	C/BOX STD 4" 0.55KW220V	0.55	220 ~ 240V	25	R576
10070004	C/BOX STD 4" 0.75KW220V	0.75	220 ~ 240V	35	R576
10070005	C/BOX STD 4" 1.1KW220V	1.1	220 ~ 240V	45	R630
10070006	C/BOX STD 4" 1.5KW220V	1.5	220 ~ 240V	55	R666
10070007	C/BOX STD 4" 2.2KW220V 20B	2.2	220 ~ 240V	75	R972



BOREHOLE 220V DIGITAL PROTECTION PANEL V1					
INVENTORY CODE	ITEM DESCRIPTION	POWER (kW)	VOLTAGE (V)	RUN CAP MICROFARAD(μF)	PRICE
10070029	C/BOX PROTECT 0.37KW220V 20MF	0.37	220 ~ 240V	20	R4,788
10070030	C/BOX PROTECT 0.55KW220V 25MF	0.55	220 ~ 240V	25	R4,788
10070031	C/BOX PROTECT 0.75KW220V 35MF	0.75	220 ~ 240V	35	R4,788
10070032	C/BOX PROTECT 1.1KW220V 45MF	1.1	220 ~ 240V	45	R4,788
10070033	C/BOX PROTECT 1.5KW220V 55MF	1.5	220 ~ 240V	55	R4,788
10070034	C/BOX PROTECT 2.2KW220V 75MF	2.2	220 ~ 240V	75	R4,788



BOREHOLE 380V DIGITAL PROTECTION PANEL				
INVENTORY CODE	ITEM DESCRIPTION	POWER (kW)	VOLTAGE (V)	PRICE
10070042	C/BOX PROTECT 0.37KW-4KW380V	0,37-4	380 ~ 415V	R4,338
10070043	C/BOX PROTECT 1.1KW-7.5KW380V	5,5-7	380 ~ 415V	R4,572



BOREHOLE 380V DIGITAL PROTECTION PANEL GENERATION 2				
INVENTORY CODE	ITEM DESCRIPTION	POWER (kW)	VOLTAGE (V)	PRICE
10070045	C/BOX PROTECT 0.75-4KW380V-GEN2	0.37 - 4	380 ~ 415V	R11,502
10070046	C/BOX PROTECT 5.5-11KW380V-GEN2	5.5 - 11	380 ~ 415V	R12,006



BOREHOLE ACCESSORIES		
INVENTORY CODE	ITEM DESCRIPTION	PRICE **NETT PRICE**
90011394	GALVANIZED BASE PLATE STEEL 32MM	R149

VP

# Borehole Pump range (6")





# 6VP18 BOREHOLE PUMP

## Range (6") C/W Oil filled motor

VP-18 BOREHOLE PUMP RANGE C/W 380 ~ 415V OIL FILLED MOTOR							
WET END				MOTOR 380 ~ 415V OIL		380 ~ 415V ANALOGUE PROTECTION PANEL	
ITEM DESCRIPTION	POWER (KW)	CODE	UNIT PRICE	CODE	UNIT PRICE	CODE	UNIT PRICE
VP18A-08 5.5KW BOREHOLE PUMP	5.5	10040063	R12,906	10060033	R16,380	10070023	R4,158
VP18A-09 5.5KW BOREHOLE PUMP	5.5	10040064	R13,884	10060033	R16,380	10070023	R4,158
VP18A-10 5.5KW BOREHOLE PUMP	5.5	10040065	R14,862	10060033	R16,380	10070023	R4,158
VP18A-11 7.5KW BOREHOLE PUMP	7.5	10040066	R15,839	10060034	R18,594	10070024	R4,158
VP18A-12 7.5KW BOREHOLE PUMP	7.5	10040067	R16,718	10060034	R18,594	10070024	R4,158
VP18A-13 7.5KW BOREHOLE PUMP	7.5	10040068	R17,697	10060034	R18,594	10070024	R4,158
VP18A-14 9.3KW BOREHOLE PUMP	9.3	10040069	R20,529	10060035	R20,808	10070025	R4,428
VP18A-15 9.3KW BOREHOLE PUMP	9.3	10040070	R21,509	10060035	R20,808	10070025	R4,428
VP18A-16 9.3KW BOREHOLE PUMP	9.3	10040071	R22,389	10060035	R20,808	10070025	R4,428
VP18A-17 9.3KW BOREHOLE PUMP	9.3	10040072	R23,367	10060035	R20,808	10070025	R4,428
VP18A-18 11KW BOREHOLE PUMP	11	10040073	R24,245	10060036	R22,914	10070036	R4,428
VP18A-19 11KW BOREHOLE PUMP	11	10040074	R25,223	10060036	R22,914	10070036	R4,428
VP18A-20 11KW BOREHOLE PUMP	11	10040075	R26,202	10060036	R22,914	10070036	R4,428
VP18A-21 13KW BOREHOLE PUMP	13	10040076	R27,179	10060037	R24,912	10070037	R4,878
VP18A-22 13KW BOREHOLE PUMP	13	10040077	R28,058	10060037	R24,912	10070037	R4,878
VP18A-23 13KW BOREHOLE PUMP	13	10040078	R29,034	10060037	R24,912	10070037	R4,878
VP18A-24 13KW BOREHOLE PUMP	13	10040079	R30,014	10060037	R24,912	10070037	R4,878
VP18A-25 15KW BOREHOLE PUMP	15	10040080	R30,894	10060038	R26,892	10070038	R4,878
VP18A-26 15KW BOREHOLE PUMP	15	10040081	R31,872	10060038	R26,892	10070038	R4,878
VP18A-27 15KW BOREHOLE PUMP	15	10040082	R32,847	10060038	R26,892	10070038	R4,878
VP18A-28 18.5KW BOREHOLE PUMP	18.5	10040083	R33,728	10060039	R31,139	10070026	R6,642
VP18A-29 18.5KW BOREHOLE PUMP	18.5	10040084	R34,707	10060039	R31,139	10070026	R6,642
VP18A-30 18.5KW BOREHOLE PUMP	18.5	10040085	R35,585	10060039	R31,139	10070026	R6,642
VP18A-31 18.5KW BOREHOLE PUMP	18.5	10040086	R36,563	10060039	R31,139	10070026	R6,642
VP18A-32 18.5KW BOREHOLE PUMP	18.5	10040087	R37,539	10060039	R31,139	10070026	R6,642
VP18A-33 18.5KW BOREHOLE PUMP	18.5	10040088	R38,519	10060039	R31,139	10070026	R6,642

**For 6" Solar conversion option turn to page 35 (Solar Price list DC-AC)**

# 6VP18 BOREHOLE PUMP

## Range (6") C/W Water Filled Motor



VP-18 BOREHOLE PUMP RANGE C/W 380 ~ 415V WATER FILLED MOTOR							
WET END				MOTOR 380 ~ 415V WATER		380 ~ 415V ANALOGUE PROTECTION PANEL	
ITEM DESCRIPTION	POWER (KW)	CODE	UNIT PRICE	CODE	UNIT PRICE	CODE	UNIT PRICE
VP18A-08 5.5KW BOREHOLE PUMP	5.5	10040063	R12,906	10060043	R24,066	10070023	R4,158
VP18A-09 5.5KW BOREHOLE PUMP	5.5	10040064	R13,884	10060043	R24,066	10070023	R4,158
VP18A-10 5.5KW BOREHOLE PUMP	5.5	10040065	R14,862	10060043	R24,066	10070023	R4,158
VP18A-11 7.5KW BOREHOLE PUMP	7.5	10040066	R15,839	10060044	R25,434	10070024	R4,158
VP18A-12 7.5KW BOREHOLE PUMP	7.5	10040067	R16,718	10060044	R25,434	10070024	R4,158
VP18A-13 7.5KW BOREHOLE PUMP	7.5	10040068	R17,697	10060044	R25,434	10070024	R4,158
VP18A-14 9.3KW BOREHOLE PUMP	9.3	10040069	R20,529	10060045	R26,802	10070025	R4,428
VP18A-15 9.3KW BOREHOLE PUMP	9.3	10040070	R21,509	10060045	R26,802	10070025	R4,428
VP18A-16 9.3KW BOREHOLE PUMP	9.3	10040071	R22,389	10060045	R26,802	10070025	R4,428
VP18A-17 9.3KW BOREHOLE PUMP	9.3	10040072	R23,367	10060045	R26,802	10070025	R4,428
VP18A-18 11KW BOREHOLE PUMP	11	10040073	R24,245	10060046	R31,194	10070036	R4,428
VP18A-19 11KW BOREHOLE PUMP	11	10040074	R25,223	10060046	R31,194	10070036	R4,428
VP18A-20 11KW BOREHOLE PUMP	11	10040075	R26,202	10060046	R31,194	10070036	R4,428
VP18A-21 13KW BOREHOLE PUMP	13	10040076	R27,179	10060047	R31,680	10070037	R4,878
VP18A-22 13KW BOREHOLE PUMP	13	10040077	R28,058	10060047	R31,680	10070037	R4,878
VP18A-23 13KW BOREHOLE PUMP	13	10040078	R29,034	10060047	R31,680	10070037	R4,878
VP18A-24 13KW BOREHOLE PUMP	13	10040079	R30,014	10060047	R31,680	10070037	R4,878
VP18A-25 15KW BOREHOLE PUMP	15	10040080	R30,894	10060048	R32,472	10070038	R4,878
VP18A-26 15KW BOREHOLE PUMP	15	10040081	R31,872	10060048	R32,472	10070038	R4,878
VP18A-27 15KW BOREHOLE PUMP	15	10040082	R32,847	10060048	R32,472	10070038	R4,878
VP18A-28 18.5KW BOREHOLE PUMP	18.5	10040083	R33,728	10060049	R36,666	10070026	R6,642
VP18A-29 18.5KW BOREHOLE PUMP	18.5	10040084	R34,707	10060049	R36,666	10070026	R6,642
VP18A-30 18.5KW BOREHOLE PUMP	18.5	10040085	R35,585	10060049	R36,666	10070026	R6,642
VP18A-31 18.5KW BOREHOLE PUMP	18.5	10040086	R36,563	10060049	R36,666	10070026	R6,642
VP18A-32 18.5KW BOREHOLE PUMP	18.5	10040087	R37,539	10060049	R36,666	10070026	R6,642
VP18A-33 18.5KW BOREHOLE PUMP	18.5	10040088	R38,519	10060049	R36,666	10070026	R6,642
VP18A-34 22KW BOREHOLE PUMP	22	10040089	R39,399	10060050	R39,798	10070027	R7,542
VP18A-35 22KW BOREHOLE PUMP	22	10040090	R40,374	10060050	R39,798	10070027	R7,542
VP18A-36 22KW BOREHOLE PUMP	22	10040091	R41,352	10060050	R39,798	10070027	R7,542
VP18A-37 22KW BOREHOLE PUMP	22	10040092	R42,233	10060050	R39,798	10070027	R7,542
VP18A-38 22KW BOREHOLE PUMP	22	10040093	R43,212	10060050	R39,798	10070027	R7,542

VP-18 BOREHOLE PUMP RANGE C/W 525V WATER FILLED MOTOR					
WET END				MOTOR 525V WATER	
ITEM DESCRIPTION	POWER (KW)	INVENTORY CODE	UNIT PRICE	CODE	UNIT PRICE
VP18A-34 22KW BOREHOLE PUMP	22	10040089	R39,399	10060095	R45,468
VP18A-35 22KW BOREHOLE PUMP	22	10040090	R40,374	10060095	R45,468
VP18A-36 22KW BOREHOLE PUMP	22	10040091	R41,352	10060095	R45,468
VP18A-37 22KW BOREHOLE PUMP	22	10040092	R42,233	10060095	R45,468
VP18A-38 22KW BOREHOLE PUMP	22	10040093	R43,212	10060095	R45,468

**For 6" Solar conversion option turn to page 35 (Solar Price list DC-AC)**



# 6VP32 BOREHOLE PUMP

## Range (6") C/W Oil Filled Motor

VP-32 BOREHOLE PUMP RANGE C/W 380 ~ 415V OIL FILLED MOTOR							
WET END				MOTOR 380 ~ 415V OIL		380 ~ 415V ANALOGUE PROTECTION PANEL	
ITEM DESCRIPTION	POWER (KW)	INVENTORY CODE	UNIT PRICE	CODE	UNIT PRICE	CODE	UNIT PRICE
VP32A-05 5.5KW BOREHOLE PUMP	5.5	10040100	R15,252	10060033	R16,380	10070023	R4,158
VP32A-06 5.5KW BOREHOLE PUMP	5.5	10040012	R16,133	10060033	R16,380	10070023	R4,158
VP32A-07 7.5KW BOREHOLE PUMP	7.5	10040101	R17,502	10060034	R18,594	10070024	R4,158
VP32A-08 7.5KW BOREHOLE PUMP	7.5	10040013	R18,675	10060034	R18,594	10070024	R4,158
VP32A-09 9.3KW BOREHOLE PUMP	9.3	10040102	R20,139	10060035	R20,808	10070025	R4,428
VP32A-10 9.2KW BOREHOLE PUMP	9.3	10040014	R21,509	10060035	R20,808	10070025	R4,428
VP32A-11 9.2KW BOREHOLE PUMP	11	10040103	R22,877	10060036	R22,914	10070036	R4,428
VP32A-12 11KW BOREHOLE PUMP	11	10040104	R24,147	10060036	R22,914	10070036	R4,428
VP32A-13 11KW BOREHOLE PUMP	11	10040015	R25,515	10060036	R22,914	10070036	R4,428
VP32A-14 13KW BOREHOLE PUMP	13	10040105	R26,886	10060037	R24,912	10070037	R4,878
VP32A-15 13KW BOREHOLE PUMP	13	10040016	R28,254	10060037	R24,912	10070037	R4,878
VP32A-16 15KW BOREHOLE PUMP	15	10040106	R29,525	10060038	R26,892	10070038	R4,878
VP32A-17 15KW BOREHOLE PUMP	15	10040017	R30,737	10060038	R26,892	10070038	R4,878
VP32A-18 18.5KW BOREHOLE PUMP	18.5	10040107	R32,360	10060039	R31,139	10070026	R6,642
VP32A-19 18.5KW BOREHOLE PUMP	18.5	10040108	R33,630	10060039	R31,139	10070026	R6,642
VP32A-20 18.5KW BOREHOLE PUMP	18.5	10040109	R35,000	10060039	R31,139	10070026	R6,642
VP32A-21 18.5KW BOREHOLE PUMP	18.5	10040018	R36,368	10060039	R31,139	10070026	R6,642

**For 6" Solar conversion option turn to page 35 (Solar Price list DC-AC)**

# 6VP32 BOREHOLE PUMP

## Range (6") C/W Water Filled Motor



VP-32 BOREHOLE PUMP RANGE C/W 380 ~ 415V WATER FILLED MOTOR							
WET END				MOTOR 380 ~ 415V WATER		380 ~ 415V ANALOGUE PROTECTION PANEL	
ITEM DESCRIPTION	POWER (KW)	CODE	UNIT PRICE	CODE	UNIT PRICE	CODE	UNIT PRICE
VP32A-05 5.5KW BOREHOLE PUMP	5.5	10040100	R15,252	10060043	R24,066	10070023	R4,158
VP32A-06 5.5KW BOREHOLE PUMP	5.5	10040012	R16,133	10060043	R24,066	10070023	R4,158
VP32A-07 7.5KW BOREHOLE PUMP	7.5	10040101	R17,502	10060044	R25,434	10070024	R4,158
VP32A-08 7.5KW BOREHOLE PUMP	7.5	10040013	R18,675	10060044	R25,434	10070024	R4,158
VP32A-09 9.3KW BOREHOLE PUMP	9.3	10040102	R20,139	10060045	R26,802	10070025	R4,428
VP32A-10 9.2KW BOREHOLE PUMP	9.3	10040014	R21,509	10060045	R26,802	10070025	R4,428
VP32A-11 9.2KW BOREHOLE PUMP	9.3	10040103	R22,877	10060045	R26,802	10070036	R4,428
VP32A-12 11KW BOREHOLE PUMP	11	10040104	R24,147	10060046	R31,194	10070036	R4,428
VP32A-13 11KW BOREHOLE PUMP	11	10040015	R25,515	10060046	R31,194	10070036	R4,428
VP32A-14 13KW BOREHOLE PUMP	13	10040105	R26,886	10060047	R31,680	10070037	R4,428
VP32A-15 13KW BOREHOLE PUMP	13	10040016	R28,254	10060047	R31,680	10070037	R4,878
VP32A-16 15KW BOREHOLE PUMP	15	10040106	R29,525	10060048	R32,472	10070038	R4,878
VP32A-17 15KW BOREHOLE PUMP	15	10040017	R30,737	10060048	R32,472	10070038	R4,878
VP32A-18 18.5KW BOREHOLE PUMP	18.5	10040107	R32,360	10060049	R36,666	10070026	R6,642
VP32A-19 18.5KW BOREHOLE PUMP	18.5	10040108	R33,630	10060049	R36,666	10070026	R6,642
VP32A-20 18.5KW BOREHOLE PUMP	18.5	10040109	R35,000	10060049	R36,666	10070026	R6,642
VP32A-21 18.5KW BOREHOLE PUMP	18.5	10040018	R36,368	10060049	R36,666	10070026	R6,642
VP32A-22 22KW BOREHOLE PUMP	22	10040110	R37,736	10060050	R39,798	10070027	R7,542
VP32A-23 22KW BOREHOLE PUMP	22	10040111	R39,105	10060050	R39,798	10070027	R7,542
VP32A-24 22KW BOREHOLE PUMP	22	10040112	R40,374	10060050	R39,798	10070027	R7,542
VP32A-25 22KW BOREHOLE PUMP	22	10040113	R41,841	10060050	R39,798	10070027	R7,542
VP32A-26 22KW BOREHOLE PUMP	22	10040019	R43,113	10060050	R39,798	10070027	R7,542
VP32A-27 26KW BOREHOLE PUMP	26	10040114	R44,481	10060051	R42,336	10070039	R9,756
VP32A-28 26KW BOREHOLE PUMP	26	10040115	R45,752	10060051	R42,336	10070039	R9,756
VP32A-29 26KW BOREHOLE PUMP	26	10040116	R47,219	10060051	R42,336	10070039	R9,756
VP32A-30 26KW BOREHOLE PUMP	26	10040117	R48,587	10060051	R42,336	10070039	R9,756
VP32A-31 26KW BOREHOLE PUMP	26	10040020	R49,857	10060051	R42,336	10070039	R9,756
VP32A-32 30KW BOREHOLE PUMP	30	10040118	R51,225	10060052	R48,402	10070028	R9,756
VP32A-33 30KW BOREHOLE PUMP	30	10040119	R52,497	10060052	R48,402	10070028	R9,756
VP32A-34 30KW BOREHOLE PUMP	30	10040120	R53,865	10060052	R48,402	10070028	R9,756
VP32A-35 30KW BOREHOLE PUMP	30	10040041	R55,331	10060052	R48,402	10070028	R9,756
VP32A-38 37KW BOREHOLE PUMP	37	10040042	R59,340	10060053	R58,950	10070063	R39,996

**For 6" Solar conversion option turn to page 35 (Solar Price list DC-AC)**



# 6VP32 BOREHOLE PUMP Range (6") C/W Water Filled Motor

VP-32 BOREHOLE PUMP RANGE C/W 525V WATER FILLED MOTOR					
WET END				MOTOR 525V WATER	
ITEM DESCRIPTION	POWER (KW)	INVENTORY CODE	UNIT PRICE	CODE	UNIT PRICE
VP32A-22 22KW BOREHOLE PUMP	22	10040110	R37,736	10060095	R45,468
VP32A-23 22KW BOREHOLE PUMP	22	10040111	R39,105	10060095	R45,468
VP32A-24 22KW BOREHOLE PUMP	22	10040112	R40,374	10060095	R45,468
VP32A-25 22KW BOREHOLE PUMP	22	10040113	R41,841	10060095	R45,468
VP32A-26 22KW BOREHOLE PUMP	22	10040019	R43,113	10060095	R45,468
VP32A-27 26KW BOREHOLE PUMP	26	10040114	R44,481	10060096	R55,242
VP32A-28 26KW BOREHOLE PUMP	26	10040115	R45,752	10060096	R55,242
VP32A-29 26KW BOREHOLE PUMP	26	10040116	R47,219	10060096	R55,242
VP32A-30 26KW BOREHOLE PUMP	26	10040117	R48,587	10060096	R55,242
VP32A-31 26KW BOREHOLE PUMP	26	10040020	R49,857	10060096	R55,242
VP32A-32 30KW BOREHOLE PUMP	30	10040118	R51,225	10060096	R55,242
VP32A-33 30KW BOREHOLE PUMP	30	10040119	R52,497	10060096	R55,242
VP32A-34 30KW BOREHOLE PUMP	30	10040120	R53,865	10060096	R55,242
VP32A-35 30KW BOREHOLE PUMP	30	10040041	R55,331	10060096	R55,242
VP32A-38 37KW BOREHOLE PUMP	37	10040042	R59,340	10060097	R66,294

**For 6" Solar conversion option turn to page 35 (Solar Price list DC-AC)**

# 6VP48 BOREHOLE PUMP

## Range (6") C/W Oil Filled Motor



VP-48 BOREHOLE PUMP RANGE C/W 380 ~ 415V OIL FILLED MOTOR							
WET END				MOTOR 380 ~ 415V OIL		380 ~ 415V ANALOGUE PROTECTION PANEL	
ITEM DESCRIPTION	POWER (KW)	INVENTORY CODE	UNIT PRICE	CODE	UNIT PRICE	CODE	UNIT PRICE
VP48A-05 7.5KW BOREHOLE PUMP	7.5	10040021	R16,523	10060034	R18,594	10070024	R4,158
VP48A-06 9.2KW BOREHOLE PUMP	9.3	10040022	R17,990	10060035	R20,808	10070025	R4,428
VP48A-07 11KW BOREHOLE PUMP	11	10040023	R19,455	10060036	R22,914	10070036	R4,428
VP48A-08 13KW BOREHOLE PUMP	13	10040024	R20,922	10060037	R24,912	10070037	R4,878
VP48A-09 15KW BOREHOLE PUMP	15	10040025	R22,487	10060038	R26,892	10070038	R4,878
VP48A-10 15KW BOREHOLE PUMP	15	10040026	R23,952	10060038	R26,892	10070038	R4,878
VP48A-11 18.5K BOREHOLE PUMP	18.5	10040122	R25,515	10060039	R31,139	10070026	R6,642
VP48A-12 18.5KW BOREHOLE PUMP	18.5	10040027	R27,179	10060039	R31,139	10070026	R6,642

# 6VP48 BOREHOLE PUMP

## Range (6") C/W Water Filled Motor


VP-48 BOREHOLE PUMP RANGE C/W 380 ~ 415V WATER FILLED MOTOR							
WET END				MOTOR 380 ~ 415V WATER		380 ~ 415V ANALOGUE PROTECTION PANEL	
ITEM DESCRIPTION	POWER (KW)	CODE	UNIT PRICE	CODE	UNIT PRICE	CODE	UNIT PRICE
VP48A-05 7.5KW BOREHOLE PUMP	7.5	10040021	R16,523	10060044	R25,434	10070024	R4,158
VP48A-06 9.2KW BOREHOLE PUMP	9.3	10040022	R17,990	10060045	R26,802	10070025	R4,428
VP48A-07 11KW BOREHOLE PUMP	11	10040023	R19,455	10060046	R31,194	10070036	R4,428
VP48A-08 13KW BOREHOLE PUMP	13	10040024	R20,922	10060047	R31,680	10070037	R4,878
VP48A-09 15KW BOREHOLE PUMP	15	10040025	R22,487	10060048	R32,472	10070038	R4,878
VP48A-10 15KW BOREHOLE PUMP	15	10040026	R23,952	10060048	R32,472	10070038	R4,878
VP48A-11 18.5K BOREHOLE PUMP	18.5	10040122	R25,515	10060049	R36,666	10070026	R6,642
VP48A-12 18.5KW BOREHOLE PUMP	18.5	10040027	R27,179	10060049	R36,666	10070026	R6,642
VP48A-13 22KW BOREHOLE PUMP	22	10040123	R28,449	10060050	R39,798	10070027	R7,542
VP48A-14 22KW BOREHOLE PUMP	22	10040124	R30,014	10060050	R39,798	10070027	R7,542
VP48A-15 22KW BOREHOLE PUMP	22	10040028	R31,479	10060050	R39,798	10070027	R7,542
VP48A-16 26KW BOREHOLE PUMP	26	10040125	R33,044	10060051	R42,336	10070039	R9,756
VP48A-17 26KW BOREHOLE PUMP	26	10040029	R34,511	10060051	R42,336	10070039	R9,756
VP48A-18 30KW BOREHOLE PUMP	30	10040126	R36,075	10060052	R48,402	10070028	R9,756
VP48A-19 30KW BOREHOLE PUMP	30	10040030	R37,539	10060052	R48,402	10070028	R9,756
VP48A-20 30KW BOREHOLE PUMP	30	10040057	R39,006	10060052	R48,402	10070028	R9,756
VP48A-21 37KW BOREHOLE PUMP	37	10040128	R40,571	10060053	R58,950	Refer to 6" motors & control	
VP48A-22 37KW BOREHOLE PUMP	37	10040129	R42,036	10060053	R58,950		
VP48A-23 37KW BOREHOLE PUMP	37	10040130	R43,505	10060053	R58,950		
VP48A-24 37.5KW BOREHOLE PUMP	37	10040043	R45,068	10060053	R58,950		

**For 6" Solar conversion option turn to page 35 (Solar Price list DC-AC)**



# 6VP48 BOREHOLE PUMP Range (6") Water Oil Filled Motor

VP-48 BOREHOLE PUMP RANGE C/W 525V WATER FILLED MOTOR					
WET END				MOTOR 525V WATER	
ITEM DESCRIPTION	POWER (KW)	INVENTORY CODE	UNIT PRICE	CODE	UNIT PRICE
VP48A-13 22KW BOREHOLE PUMP	22	10040123	R28,449	10060095	R45,468
VP48A-14 22KW BOREHOLE PUMP	22	10040124	R30,014	10060095	R45,468
VP48A-15 22KW BOREHOLE PUMP	22	10040028	R31,479	10060095	R45,468
VP48A-16 26KW BOREHOLE PUMP	26	10040125	R33,044	10060096	R55,242
VP48A-17 26KW BOREHOLE PUMP	26	10040029	R34,511	10060096	R55,242
VP48A-18 30KW BOREHOLE PUMP	30	10040126	R36,075	10060096	R55,242
VP48A-19 30KW BOREHOLE PUMP	30	10040030	R37,539	10060096	R55,242
VP48A-20 30KW BOREHOLE PUMP	30	10040057	R39,006	10060096	R55,242
VP48A-21 37KW BOREHOLE PUMP	37	10040128	R40,571	10060097	R66,294
VP48A-22 37KW BOREHOLE PUMP	37	10040129	R42,036	10060097	R66,294
VP48A-23 37KW BOREHOLE PUMP	37	10040130	R43,505	10060097	R66,294
VP48A-24 37.5KW BOREHOLE PUMP	37	10040043	R45,068	10060097	R66,294



**For 6" Solar conversion option turn to page 35 (Solar Price list DC-AC)**

# 6VP62 BOREHOLE PUMP

## Range (6") C/W Oil Filled Motor



VP-62 BOREHOLE PUMP RANGE C/W 380 ~ 415V OIL FILLED MOTOR							
WET END				MOTOR 380 ~ 415V OIL		380 ~ 415V ANALOGUE PROTECTION PANEL	
ITEM DESCRIPTION	POWER (KW)	INVENTORY CODE	UNIT PRICE	CODE	UNIT PRICE	CODE	UNIT PRICE
VP62A-03 5.5KW BOREHOLE PUMP	5.5	10040131	R13,397	10060033	R16,380	10070023	R4,158
VP62A-04 7.5KW BOREHOLE PUMP	7.5	10040031	R14,958	10060034	R18,594	10070024	R4,158
VP62A-05 9.2KW BOREHOLE PUMP	9.3	10040032	R16,424	10060035	R20,808	10070025	R4,428
VP62A-06 11KW BOREHOLE PUMP	11	10040033	R17,990	10060036	R22,914	10070036	R4,428
VP62A-07 13KW BOREHOLE PUMP	13	10040034	R19,455	10060037	R24,912	10070037	R4,878
VP62A-08 15KW BOREHOLE PUMP	15	10040035	R20,922	10060038	R26,892	10070038	R4,878
VP62A-09 18.5KW BOREHOLE PUMP	18.5	10040132	R22,487	10060039	R31,139	10070026	R6,642
VP62A-10 18.5KW BOREHOLE PUMP	18.5	10040036	R23,952	10060039	R31,139	10070026	R6,642

# 6VP62 BOREHOLE PUMP

## Range (6") C/W Water Filled Motor

VP-62 BOREHOLE PUMP RANGE C/W 380 ~ 415V WATER FILLED MOTOR							
WET END				MOTOR 380 ~ 415V WATER		380 ~ 415V ANALOGUE PROTECTION PANEL	
ITEM DESCRIPTION	POWER (KW)	INVENTORY CODE	UNIT PRICE	CODE	UNIT PRICE	CODE	UNIT PRICE
VP62A-03 5.5KW BOREHOLE PUMP	5.5	10040131	R13,397	10060043	R24,066	10070023	R4,158
VP62A-04 7.5KW BOREHOLE PUMP	7.5	10040031	R14,958	10060044	R25,434	10070024	R4,158
VP62A-05 9.2KW BOREHOLE PUMP	9.3	10040032	R16,424	10060045	R26,802	10070025	R4,428
VP62A-06 11KW BOREHOLE PUMP	11	10040033	R17,990	10060046	R31,194	10070036	R4,428
VP62A-07 13KW BOREHOLE PUMP	13	10040034	R19,455	10060047	R31,680	10070037	R4,878
VP62A-08 15KW BOREHOLE PUMP	15	10040035	R20,922	10060048	R32,472	10070038	R4,878
VP62A-09 18.5KW BOREHOLE PUMP	18.5	10040132	R22,487	10060049	R36,666	10070026	R6,642
VP62A-10 18.5KW BOREHOLE PUMP	18.5	10040036	R23,952	10060049	R36,666	10070026	R6,642
VP62A-11 22KW BOREHOLE PUMP	22	10040133	R25,515	10060050	R39,798	10070027	R7,542
VP62A-12 22KW BOREHOLE PUMP	22	10040037	R27,179	10060050	R39,798	10070027	R7,542
VP62A-13 26KW BOREHOLE PUMP	26	10040134	R28,449	10060051	R42,336	10070039	R9,756
VP62A-14 26KW BOREHOLE PUMP	26	10040135	R30,014	10060051	R42,336	10070039	R9,756
VP62A-15 26KW BOREHOLE PUMP	26	10040038	R31,479	10060051	R42,336	10070039	R9,756
VP62A-16 30KW BOREHOLE PUMP	30	10040136	R33,044	10060052	R48,402	10070028	R9,756
VP62A-17 30KW BOREHOLE PUMP	30	10040039	R34,610	10060052	R48,402	10070028	R9,756
VP62A-18 37KW BOREHOLE PUMP	37	10040137	R36,075	10060053	R58,950	Refer to 6" motors & control	
VP62A-19 37KW BOREHOLE PUMP	37	10040138	R37,539	10060053	R58,950		
VP62A-20 37.5KW BOREHOLE PUMP	37	10040040	R39,105	10060053	R58,950		
VP62A-21 37KW BOREHOLE PUMP	37	10040139	R40,278	10060053	R58,950		

**For 6" Solar conversion option turn to page 35 (Solar Price list DC-AC)**



# 6VP62 BOREHOLE PUMP

## Range (6") C/W Water Filled Motor

VP-62 BOREHOLE PUMP RANGE C/W 525V WATER FILLED MOTOR					
WET END				MOTOR 525V WATER	
ITEM DESCRIPTION	POWER (KW)	INVENTORY CODE	UNIT PRICE	CODE	UNIT PRICE
VP62A-11 22KW BOREHOLE PUMP	22	10040133	R25,515	10060095	R45,468
VP62A-12 22KW BOREHOLE PUMP	22	10040037	R27,179	10060095	R45,468
VP62A-13 26KW BOREHOLE PUMP	26	10040134	R28,449	10060096	R55,242
VP62A-14 26KW BOREHOLE PUMP	26	10040135	R30,014	10060096	R55,242
VP62A-15 26KW BOREHOLE PUMP	26	10040038	R31,479	10060096	R55,242
VP62A-16 30KW BOREHOLE PUMP	30	10040136	R33,044	10060096	R55,242
VP62A-17 30KW BOREHOLE PUMP	30	10040039	R34,610	10060096	R55,242
VP62A-18 37KW BOREHOLE PUMP	37	10040137	R36,075	10060097	R66,294
VP62A-19 37KW BOREHOLE PUMP	37	10040138	R37,539	10060097	R66,294
VP62A-20 37.5KW BOREHOLE PUMP	37	10040040	R39,105	10060097	R66,294
VP62A-21 37KW BOREHOLE PUMP	37	10040139	R40,278	10060097	R66,294



**For 6" Solar conversion option turn to page 35 (Solar Price list DC-AC)**

# 6" BOREHOLE MOTOR & CONTROL



6" OIL FILLED BOREHOLE MOTOR					
CODE	ITEM DESCRIPTION	POWER (kW)	VOLTAGE (V)	CABLE LENGTH (M)	PRICE
10060033	BHM OIL 6" 5.5KW380V 25BAR	5.5	380 ~415	6	R16,380
10060034	BHM OIL 6" 7.5KW380V 25BAR	7.5	380 ~415	6	R18,594
10060035	BHM OIL 6" 9.2KW380V 25BAR	9.2	380 ~415	6	R20,808
10060036	BHM OIL 6" 11KW380V 25BAR	11	380 ~415	6	R22,914
10060037	BHM OIL 6" 13KW380V 25BAR	13	380 ~415	6	R24,912
10060038	BHM OIL 6" 15KW380V 25BAR	15	380 ~415	6	R26,892
10060039	BHM OIL 6" 18.5KW380V 25BAR	18.5	380 ~415	6	R31,139



6" WATER FILLED BOREHOLE MOTOR					
CODE	ITEM DESCRIPTION	POWER (kW)	VOLTAGE (V)	CABLE LENGTH (M)	PRICE
10060043	BHM WATER 6" 5.5KW380V 35BAR	5.5	380 ~415	6	R24,066
10060044	BHM WATER 6" 7.5KW380V 35BAR	7.5	380 ~415	6	R25,434
10060045	BHM WATER 6" 9.2KW380V 35BAR	9.2	380 ~415	6	R26,802
10060046	BHM WATER 6" 11KW380V 35BAR	11	380 ~415	6	R31,194
10060047	BHM WATER 6" 13KW380V 35BAR	13	380 ~415	6	R31,680
10060048	BHM WATER 6" 15KW380V 35BAR	15	380 ~415	6	R32,472
10060049	BHM WATER 6" 18.5KW380V 35BAR	18.5	380 ~415	6	R36,666
10060050	BHM WATER 6" 22KW380V 35BAR	22	380 ~415	6	R39,798
10060051	BHM WATER 6" 26KW380V 35BAR	26	380 ~415	8	R42,336
10060052	BHM WATER 6" 30KW380V 35BAR	30	380 ~415	8	R48,402
10060053	BHM WATER 6" 37.5KW380V 35BAR	37	380 ~415	8	R58,950
10060095	BHM WATER 6" 22KW 525V	22	525	8	R45,468
10060096	BHM WATER 6" 30KW 525V	30	525	8	R55,242
10060097	BHM WATER 6" 37.5KW 525V	37	525	8	R66,294



380 ~ 415V 6" BOREHOLE ANALOGUE STARTER PROTECTOR				
CODE	ITEM DESCRIPTION	POWER (kW)	VOLTAGE (V)	PRICE
10070023	STARTER ANA 5.5KW380V	5.5	380 ~415	R4,158
10070024	STARTER ANA 7.5KW380V	7.5	380 ~415	R4,158
10070025	STARTER ANA 9.2KW380V	9.2	380 ~415	R4,428
10070036	STARTER ANA 11KW380V	11	380 ~415	R4,428
10070037	STARTER ANA 13KW380V	13	380 ~415	R4,878
10070038	STARTER ANA 15KW380V	15	380 ~415	R4,878
10070026	STARTER ANA 18.5KW380V	18.5	380 ~415	R6,642
10070027	STARTER ANA 22KW380V	22	380 ~415	R7,542
10070039	STARTER ANA 26KW380V	26	380 ~415	R9,756
10070028	STARTER ANA 30KW380V	30	380 ~415	R9,756



380 ~ 415V 6" BOREHOLE DIGITAL STARTER PROTECTOR				
CODE	ITEM DESCRIPTION	POWER (kW)	VOLTAGE (V)	PRICE
10070046	C/BOX PROTECT 5.5-11KW380VGEN2	5.5-11	380 ~415	R12,006
10070047	C/BOX PROTECT 15KW380VGEN2	15	380 ~415	R13,014
10070048	C/BOX PROTECT 18.5KW380VGEN2	18.5	380 ~415	R13,212
10070049	C/BOX PROTECT 25KW380VGEN2	26	380 ~415	R14,202
10070062	C/BOX PROTECT 30KW380VGEN2	30	380 ~415	R19,998
10070063	C/BOX PROTECT 37KW380VGEN2	37	380 ~415	R39,996



# 8VP BOREHOLE PUMP Range (8")



VP-80 BOREHOLE PUMP RANGE C/W 380 ~ 415V WATER FILLED MOTOR					
WET END				MOTOR 380 ~ 415V WATER	
ITEM DESCRIPTION	POWER (KW)	INVENTORY CODE	UNIT PRICE	CODE	UNIT PRICE
8VP 80-11 37KW 50HP	37	10040002	R49,500	10060053	R58,950
8VP 80-12 45KW 60HP	45	10040346	R59,514	10060098	R80,021
8VP 80-15 55KW 75HP	55	10040347	R68,226	10060100	R92,339
8VP 80-20 75KW 100HP	75	10040348	R82,596	10060102	R98,336

VP-80 BOREHOLE PUMP RANGE C/W 525V WATER FILLED MOTOR					
WET END				MOTOR 525V WATER	
ITEM DESCRIPTION	POWER (KW)	INVENTORY CODE	UNIT PRICE	CODE	UNIT PRICE
8VP 80-11 37KW 50HP	37	10040002	R49,500	10060097	R66,294
8VP 80-12 45KW 60HP	45	10040346	R59,514	10060099	R92,666
8VP 80-15 55KW 75HP	55	10040347	R68,226	10060101	R106,838
8VP 80-20 75KW 100HP	75	10040348	R82,596	10060103	R113,925

VP-98 BOREHOLE PUMP RANGE C/W 380 ~ 415V WATER FILLED MOTOR					
WET END				MOTOR 380 ~ 415V WATER	
ITEM DESCRIPTION	POWER (KW)	INVENTORY CODE	UNIT PRICE	CODE	UNIT PRICE
8VP 98-09 37KW 60HP	37	10040001	R44,220	10060053	R58,950
8VP 98-10 45KW 60HP	45	10040349	R53,405	10060098	R80,021
8VP 98-13 55KW 75HP	55	10040350	R62,004	10060100	R92,339
8VP 98-17 75KW 100HP	75	10040351	R73,544	10060102	R98,336

VP-98 BOREHOLE PUMP RANGE C/W 525V WATER FILLED MOTOR					
WET END				MOTOR 525V WATER	
ITEM DESCRIPTION	POWER (KW)	INVENTORY CODE	UNIT PRICE	CODE	UNIT PRICE
8VP 98-09 37KW 60HP	37	10040001	R44,220	10060097	R66,294
8VP 98-10 45KW 60HP	45	10040349	R53,405	10060099	R92,666
8VP 98-13 55KW 75HP	55	10040350	R62,004	10060101	R106,838
8VP 98-17 75KW 100HP	75	10040351	R73,544	10060103	R113,925



8" 380V WATER FILLED BOREHOLE MOTOR					
INVENTORY CODE	ITEM DESCRIPTION	POWER (kw)	VOLTAGE (V)	CABLE LENGTH (M)	PRICE
10060098	BHM WATER 8" 45KW 525V	45	380	6	R80,021
10060100	BHM WATER 8" 56KW 525V	56	380	6	R92,339
10060102	BHM WATER 8" 75KW 525V	75	380	6	R98,336

8" 525V WATER FILLED BOREHOLE MOTOR					
INVENTORY CODE	ITEM DESCRIPTION	POWER (kw)	VOLTAGE (V)	CABLE LENGTH (M)	PRICE
10060099	BHM WATER 8" 45KW 525V	45	525	6	R92,666
10060101	BHM WATER 8" 56KW 525V	56	525	6	R106,838
10060103	BHM WATER 8" 75KW 525V	75	525	6	R113,925

# CONTROL EQUIPMENT And Pressure Tanks





# CONTROL EQUIPMENT And Pressure Tanks



FLOATING LEVEL SWITCH C/W 5m CABLE & COUNTER WEIGHT				
INVENTORY CODE	ITEM DESCRIPTION	CURRENT RATING (A)	VOLTAGE (V)	PRICE
20010001	FLOAT L/SWITCH FS03	10	220	R468



FLOW CONTROL SWITCH				
INVENTORY CODE	ITEM DESCRIPTION	CURRENT RATING (A)	VOLTAGE (V)	PRICE
20040001	FLOW CONTROL PS02.1 (SKD2)	10	220	R1,152
95060052	US PC BOARD SKD2 /PS02.1	10	220	R360
20040002	FLOW CONTROL PS01D (SKD11)	30	220	R2,070
95060152	US PC BOARD SKD11/PS01D	30	220	R495



PRESSURE BOOSTER SYSTEM COMPONENTS		
INVENTORY CODE	ITEM DESCRIPTION	PRICE
20040003	CONNECTOR 5WAY FC01	R206
20040004	PRESSURE GAUGE 1-6BAR FC03	R150
20040005	PRESSURE SWITCH 1-6BAR SK-2	R188
20040006	NON RETURN VALVE 1"	R206
20040029	HOSE FLEXIBLE 1"X1"X0.8M	R393
90011234	SUCTION HOSE GREEN KIT 25MM	R528



PRESSURE TANKS - BLADDER TYPE (8 BAR RATED)				
INVENTORY CODE	ITEM DESCRIPTION	MATERIAL SPEC	RATING (BAR)	PRICE
20040014	TANK HORIZONTAL 24L STEEL 8BAR	STEEL / EPDM	8	R1,311
20040015	TANK HORIZONTAL 60L STEEL 8BAR	STEEL / EPDM	8	R2,883
20040016	TANK HORIZONTAL 100L STEEL 8BAR	STEEL / EPDM	8	R4,025
20040010	TANK VERTICAL 24L STEEL 8BAR	STEEL / EPDM	8	R1,179
20040011	TANK VERTICAL 60L STEEL 8BAR	STEEL / EPDM	8	R2,883
20040012	TANK VERTICAL 100L STEEL 8BAR	STEEL / EPDM	8	R4,025
20040032	TANK VERT/HORIZ 36L GFCV36T	STEEL / EPDM	8	R1,890
20040033	TANK VERT/HORIZ 50L GFCV50T	STEEL / EPDM	8	R2,190



REPLACEMENT EPDM BLADDERS FOR PRESSURE TANKS				
INVENTORY CODE	ITEM DESCRIPTION	MATERIAL SPEC	RATING (BAR)	PRICE
90011205	US BLADDER 24L (GF)	EPDM	8	R270
90011206	US BLADDER 60L (GF)	EPDM	8	R738
90011207	US BLADDER 100L (GF)	EPDM	8	R972



3 LARS / LAR SOLAR BOREHOLE PUMPS ( 3 " )					
INVENTORY CODE	ITEM DESCRIPTION	POWER (WATT)	VOLTAGE	PUMP	
				UNIT PRICE	
40010027	SOLAR DC BH 3LARS1.0/50-24/180W	180	24	R10,356	
40010050	SOLAR DC BH 3LARS1.2/60-24/250W	250	24	R10,685	
40010048	SOLAR DC BH 3LARS1.5/85-48/400W	400	48	R12,539	
3 LSS / LAR SOLAR BOREHOLE PUMPS ( 3 " )					
INVENTORY CODE	ITEM DESCRIPTION	POWER (WATT)	VOLTAGE	PUMP	
				UNIT PRICE	
40010033	SOLAR DC BH 3LSS1.2/60-24/250W	250	24	R18,423	
40010030	SOLAR DC BH 3LSS1.2/85-24/350W	350	24	R18,752	
40010031	SOLAR DC BH 3LSS1.2/110-72/750W	750	72	R23,222	
LSQB PERIPHERAL VANE SOLAR PUMP					
INVENTORY CODE	ITEM DESCRIPTION	POWER (WATT)	VOLTAGE	PUMP	
				UNIT PRICE	
40010032	SOLAR DC BOOSTER PUMP 24V 250W C/W CONTROLLER	250	24	R10,358	
40010034	COMBO LSQB 250W SOLAR BOOSTER PUMP   CONTROLLER   REGULATOR   5 WAY CONNECTOR   PRESSURE SWITCH   PRESSURE GAUGE   FLEX HOSE   100L PRESSURE TANK   1" NON RETURN VALVE	250	24	R20,400	
SOLAR REGULATOR					
INVENTORY CODE	ITEM DESCRIPTION	MAX POWER (WATT)	UNIT PRICE		
40010035	SOLAR REGULATOR	2880	R1,091		

SOLAR RANGE SPARES						
MODEL	SOLAR CONTROLLER		SOLAR PC BOARD		SOLAR PUMP ROTOR / STATOR	
	ITEM CODE	UNIT PRICE	ITEM CODE	UNIT PRICE	ITEM CODE	UNIT PRICE
US SOLAR CONTROLLER 250W	95050028	R4,907	95050032	R3,599	95050037	R437
US SOLAR CONTROLLER 350W	95050028	R4,907	95050032	R3,599	95050037	R437
US SOLAR CONTROLLER 750W	95050030	R6,542	95050034	R4,907	95050037	R437
US SOLAR CONTROLLER 180W	95050028	R4,907	95050032	R3,599	95050046	R219
US SOLAR CONTROLLER 250W	95050028	R4,907	95050032	R3,599	95050051	R219
US SOLAR CONTROLLER 400W	95050049	R5,451	95050050	R3,599	95050051	R219

SOLAR RANGE SPARES				
MODEL	SOLAR CONTROLLER		SOLAR PC BOARD	
	ITEM CODE	UNIT PRICE	ITEM CODE	UNIT PRICE
US SOLAR CONTROLLER 250W	95050028	R4,907	95050032	R3,599



# SOLAR INVERTERS



## S O L A R I N V E R T E R S D C - A C

INVENTORY CODE	ITEM DESCRIPTION	POWER (kW)	VOLTAGE	UNIT PRICE
40010045	INVERTER DC-AC 0.75KW 220V	0.75	220V 3PHASE	R11,394
40010036	INVERTER DC-AC 1.5KW 220V	1.5	220V 3PHASE	R12,096
40010037	INVERTER DC-AC 2.2KW 220V	2.2	220V 3PHASE	R12,582
40010038	INVERTER DC-AC 4KW 220V	4	220V 3PHASE	R19,890
40010039	INVERTER DC- AC 5.5KW 220V	5.5	220V 3PHASE	R22,914
40010040	INVERTER DC-AC 7.5KW 380V	7.5	380V 3PHASE	R26,352
40010041	INVERTER DC-AC 11KW 380V	11	380V 3PHASE	R30,564
40010042	INVERTER DC-AC 15KW 380V	15	380V 3PHASE	R32,472
40010043	INVERTER DC-AC 18.5KW 380V	18.5	380V 3PHASE	R57,816
40010044	INVERTER DC-AC 22KW 380V	22	380V 3PHASE	R61,020
40010046	INVERTER DC-AC 30KW 380V	30	380V 3PHASE	R62,712
40010047	INVERTER DC-AC 37KW 380V	37	380V 3PHASE	R94,104

DC - AC inverter can be used with surface or submersible pumps.  
For surface use, dual wined 220V/380V 3phase motors on request.



## BOREHOLE MOTORS 4" OIL FILLED 220V 3PHASE MOTORS

INVENTORY CODE	ITEM DESCRIPTION	POWER	VOLTAGE	CABLE LENGTH	PRICE
40010052	BHM 4" 0.37KW 220V 3PHASE	0.37	220V 3PHASE	2	R3,123
40010053	BHM 4" 0.55KW 220V 3PHASE	0.55	220V 3PHASE	2	R3,350
40010022	BHM 4" 0.75KW 220V 3PHASE	0.75	220V 3PHASE	2	R3,708
40010051	BHM 4" 1.1KW 220V 3PHASE	1.1	220V 3PHASE	2	R4,143
40010023	BHM 4" 1.5KW 220V 3PHASE	1.5	220V 3PHASE	2	R4,824
40010024	BHM 4" 2.2KW 220V 3PHASE	2.2	220V 3PHASE	2	R6,321
40010025	BHM 4" 4KW 220V 3PHASE	4	220V 3PHASE	2	R10,134
40010026	BHM 4" 5.5KW 220V 3PHASE	5.5	220V 3PHASE	2	R12,564

# END SUCTION Pump Range



END-SUCTION PERIPHERAL VANE QB RANGE						
INVENTORY	ITEM DESCRIPTION	POWER (kW)	VOLTAGE (V)	PRICE	*UNIT C/W FLOW CONTROL	
					INVENTORY CODE	PRICE
15010001	QB60 P/VANE 0.37KW220V	0.37	220 ~ 240V	R2,070	15011000	R3,458
15010009	QB70 P/VANE 0.55KW220V	0.55	220 ~ 240V	R3,006	15017000	R4,410
15010002	QB80 P/VANE 0.75KW220V	0.75	220 ~ 240V	R3,366	15015000	R4,770
END-SUCTION PERIPHERAL VANE QB RANGE C/W 25mm SUCTION HOSE KIT						
INVENTORY CODE	ITEM DESCRIPTION	POWER (kW)	VOLTAGE (V)	PRICE		
15011011	COMBO KIT QB60 0.37KW 220V H/KIT	0,37	220 ~ 240V	R3,950		
15011012	COMBO KIT QB70 055KW 220V H/KIT	0,55	220 ~ 240V	R4,845		
15011013	COMBO KIT QB80 0.75KW 220V H/KIT	0,75	220 ~ 240V	R5,190		



END-SUCTION SINGLE STAGE CPM RANGE						
INVENTORY	ITEM DESCRIPTION	POWER (kW)	VOLTAGE (V)	PRICE	*UNIT C/W FLOW CONTROL	
					INVENTORY CODE	PRICE
15020001	CPM130 CENTRIFUGAL 0.37KW220V	0.37	220 ~ 240V	R3,222	15026000	R4,644
15020002	CPM146 CENTRIFUGAL 0.55KW220V	0.55	220 ~ 240V	R3,960	15024000	R5,294
15020003	CPM158 CENTRIFUGAL 0.75KW220V	0.75	220 ~ 240V	R4,338	15025000	R5,786
15020004	CP158 CENTRIFUGAL 0.75KW380V	0.75	380 ~ 415V	R4,266		
15020005	CPM170 CENTRIFUGAL 1.1KW220V	1.1	220 ~ 240V	R6,696	15022000	R8,190
15020006	CP170 CENTRIFUGAL 1.1KW380V	1.1	380 ~ 415V	R6,426		
15020007	CPM190 CENTRIFUGAL 1.5KW220V	1.5	220 ~ 240V	R7,038	15023000	R9,468
15020008	CP190 CENTRIFUGAL 1.5KW380V	1.5	380 ~ 415V	R6,678		
15020009	CPM200 CENTRIFUGAL 2.2KW220V	2.2	220 ~ 240V	R9,972	15028000	R12,438
15020010	CP200 CENTRIFUGAL 2.2KW380V	2.2	380 ~ 415V	R9,432		
15020019	CPM60 CENTRIFUGAL 1.1KW220V	1.1	220 ~ 240V	R7,074	15020020	R8,408
15020021	CP60 CENTRIFUGAL 1.1KW380V	1.1	380 ~ 415V	R6,864		
15020018	CPM70 CENTRIFUGAL 1.5KW220V	1.5	220 ~ 240V	R7,488	15021001	R9,972
15020022	CP70 CENTRIFUGAL 1.5KW380V	1.5	380 ~ 415V	R7,257		
15020011	CPM80 CENTRIFUGAL 2.2KW220V	2.2	220 ~ 240V	R11,736	15029000	R14,310
15020023	CP80 CENTRIFUGAL 2.2KW380V	2.2	380 ~ 415V	R11,391		
END-SUCTION SINGLE STAGE CPM RANGE C/W 25mm SUCTION HOSE KIT						
INVENTORY CODE	ITEM DESCRIPTION	POWER (kW)	VOLTAGE (V)	PRICE		
15021014	COMBO KIT CPM130 0.37KW 220V H/KIT	0,37	220 ~ 240V	R5,070		
15021015	COMBO KIT CPM146 0.55KW 220V H/KIT	0,55	220 ~ 240V	R5,760		
15021016	COMBO KIT CPM158 0.75KW 220V H/KIT	0,75	220 ~ 240V	R6,135		

**\* BOOSTER PUMP KIT IS PRE-ASSEMBLED AND INCLUDES PUMP / FLOW CONTROLLER / WIRING / 3 POINT MOULDED PLUG**



# END SUCTION Pump Range



E N D - S U C T I O N T W I N S T A G E 2 C P M R A N G E						
INVENTORY	ITEM DESCRIPTION	POWER (kW)	VOLTAGE (V)	PRICE	*UNIT C/W FLOW CONTROL	
					INVENTORY CODE	PRICE
15030001	2CPM25/140M 1.1KW220V 2STAGE	1.1	220 ~ 240V	R7,920	15031000	R9,434
15030002	2CP25/140M 1.1KW380V 2STAGE	1.1	380 ~ 415V	R7,542		
15030003	2CPM25/160B 1.5KW220V 2STAGE	1.5	220 ~ 240V	R8,910	15032000	R11,360
15030004	2CP25/160B 1.5KW380V 2STAGE	1.5	380 ~ 415V	R8,658		
15030005	2CPM25/160A 2.2KW220V 2STAGE	2.2	220 ~ 240V	R11,826	15033000	R14,328
15030006	2CP25/160A 2.2KW380V 2STAGE	2.2	380 ~ 415V	R11,682		



E N D - S U C T I O N C / I J S W M R A N G E						
INVENTOR	ITEM DESCRIPTION	POWER (kW)	VOLTAGE (V)	PRICE	*UNIT C/W FLOW CONTROL	
					INVENTORY CODE	PRICE
15040001	JSWM75 0.75KW 220V JET PUMP	0.75	220 ~ 240V	R4,734	15043000	R6,174
15040002	JSWM110 1.1KW220V JET PUMP	1.1	220 ~ 240V	R4,986	15044000	R6,428



E N D - S U C T I O N P / P J S P M R A N G E						
INVENTORY	ITEM DESCRIPTION	POWER (kW)	VOLTAGE (V)	PRICE	*UNIT C/W FLOW CONTROL	
					INVENTORY CODE	PRICE
15040018	JSPM600	0,6	220 ~ 240V	R3,708	15049000	R4,950
15040019	JSPM800	0,8	220 ~ 240V	R4,320	15048000	R5,400
15040020	JSPM1000	1	220 ~ 240V	R4,572	15041010	R5,700
E N D - S U C T I O N P / P J S P M R A N G E C / W 25 m m S U C T I O N H O S E K I T						
INVENTORY	ITEM DESCRIPTION	POWER (kW)	VOLTAGE (V)	PRICE		
15041011	COMBO KIT JSPM600 220V H/KIT	0,6	220 ~ 240V	R5,252		
15041012	COMBO KIT JSPM800 220V H/KIT	0,8	220 ~ 240V	R5,700		
15041013	COMBO KIT JSPM1000 220V H/KIT	1	220 ~ 240V	R6,000		



I N - L I N E , S E L F P R I M I N G P E R I P H E R A L V A N E B O O S T E R P U M P S Y S T E M C / W P L A S T I C I P 5 E N C L O S U R E				
INVENTORY CODE	ITEM DESCRIPTION	POWER (kW)	VOLTAGE (V)	PRICE
15013000	ITB50 0.37KW220V DOGBOX	0.37	220	R5,616



V A R I A B L E S P E E D D R I V E O P E R A T E D P E R I P H E R A L V A N E B O O S T E R P U M P S Y S T E M				
INVENTORY CODE	ITEM DESCRIPTION	POWER (kW)	VOLTAGE (V)	PRICE
15010018	VSP1 0.75KW220V INTELLI BOOST	0.75	220	R10,782
15010019	VSP2 1.5KW220V INTELLI BOOST	1.5	220	R16,182

**\* BOOSTER PUMP KIT IS PRE-ASSEMBLED AND INCLUDES PUMP / FLOW CONTROLLER / WIRING / 3 POINT MOULDED PLUG**

# END SUCTION Pump Range DZA

---





**END-SUCTION FLANGED 304 S/S STUB SHAFT PUMP DZA RANGE 220V**

INVENTORY CODE	ITEM DESCRIPTION	POWER (KW)	WET END	MOTOR 220 ~240V <b>**NETT PRICE**</b>	
			UNIT PRICE	CODE	UNIT PRICE
15070030	DZA(S) 50-32-125/1.1KW	1.1	R11,142	70010320	R3,669
15070031	DZA(S) 50-32-160/1.5KW	1.5	R11,142	70010323	R3,795
15070014	DZA(S) 50-32-160/2.2KW	2.2	R12,564	70010296	R3,909
15070032	DZA(S) 65-40-125/1.5KW	1.5	R11,862	70010323	R3,795
15070033	DZA(S) 65-40-125/2.2KW	2.2	R11,934	70010294	R4,182

**END-SUCTION FLANGED 304 S/S STUB SHAFT PUMP DZA RANGE 380V & 525V**

INVENTORY CODE	ITEM DESCRIPTION	POWER (KW)	UNIT PRICE	MOTOR 380V and 525V <b>**NETT PRICE**</b>			
				380V CODE	UNIT PRICE	525V CODE	UNIT PRICE
15070030	DZA(S) 50-32-125/1.1KW	1.1	R11,142	70010321	R3,200	70010322	R1,613
15070031	DZA(S) 50-32-160/1.5KW	1.5	R11,142	70010324	R3,042	70010325	R3,408
15070014	DZA(S) 50-32-160/2.2KW	2.2	R12,564	70010295	R3,498	70010296	R3,909
15070015	DZA(S) 50-32-200/3.0KW	3	R15,660	70010298	R4,844	70010299	R4,881
15070016	DZA(S) 50-32-200/4.0KW	4	R16,038	70010300	R6,353	70010301	R5,913
15070032	DZA(S) 65-40-125/1.5KW	1.5	R11,862	70010324	R3,042	70010325	R3,408
15070033	DZA(S) 65-40-125/2.2KW	2.2	R11,934	70010295	R3,498	70010296	R3,909
15070034	DZA(S) 65-40-160/3.0KW	3	R13,968	70010298	R4,844	70010299	R4,881
15070017	DZA(S) 65-40-160/4.0KW	4	R14,040	70010300	R6,353	70010301	R5,913
15070018	DZA(S) 65-40-200/5.5KW	5.5	R17,874	70010302	R8,120	70010303	R8,040
15070019	DZA(S) 65-40-200/7.5KW	7.5	R18,036	70010276	R8,834	70010277	R8,666
15070035	DZA(S) 65-50-125/3.0KW	3	R14,796	70010298	R4,844	70010299	R4,880
15070036	DZA(S) 65-50-125/4.0KW	4	R14,796	70010300	R6,353	70010301	R5,912
15070020	DZA(S) 65-50-160/5.5KW	5.5	R16,758	70010302	R8,120	70010303	R8,040
15070021	DZA(S) 65-50-160/7.5KW	7.5	R16,884	70010276	R8,834	70010277	R8,666
15070022	DZA(S) 65-50-200/9.2KW	9.2	R19,350	70010278	R11,387	70010279	R14,526
15070023	DZA(S) 65-50-200/11.0KW	11	R19,890	70010280	R13,388	70010281	R14,951
15070037	DZA(S) 80-65-125/4.0KW	4	R17,496	70010300	R6,353	70010301	R5,913
15070038	DZA(S) 80-65-125/5.5KW	5.5	R18,810	70010302	R8,120	70010303	R8,042
15070024	DZA(S) 80-65-125/7.5KW	7.5	R18,900	70010276	R8,834	70010277	R8,666
15070025	DZA(S) 80-65-160/9.2KW	9.2	R22,770	70010278	R11,387	70010279	R14,526
15070026	DZA(S) 80-65-160/11.0KW	11	R24,534	70010280	R13,388	70010281	R14,951
15070027	DZA(S) 80-65-200/15.0KW	15	R26,838	70010282	R14,052	70010283	R14,597
15070028	DZA(S) 80-65-200/18.5KW	18.5	R27,270	70010284	R15,747	70010285	R15,747
15070029	DZA(S) 80-65-200/22.0KW	22	R27,630	70010286	R21,647	70010287	R21,513

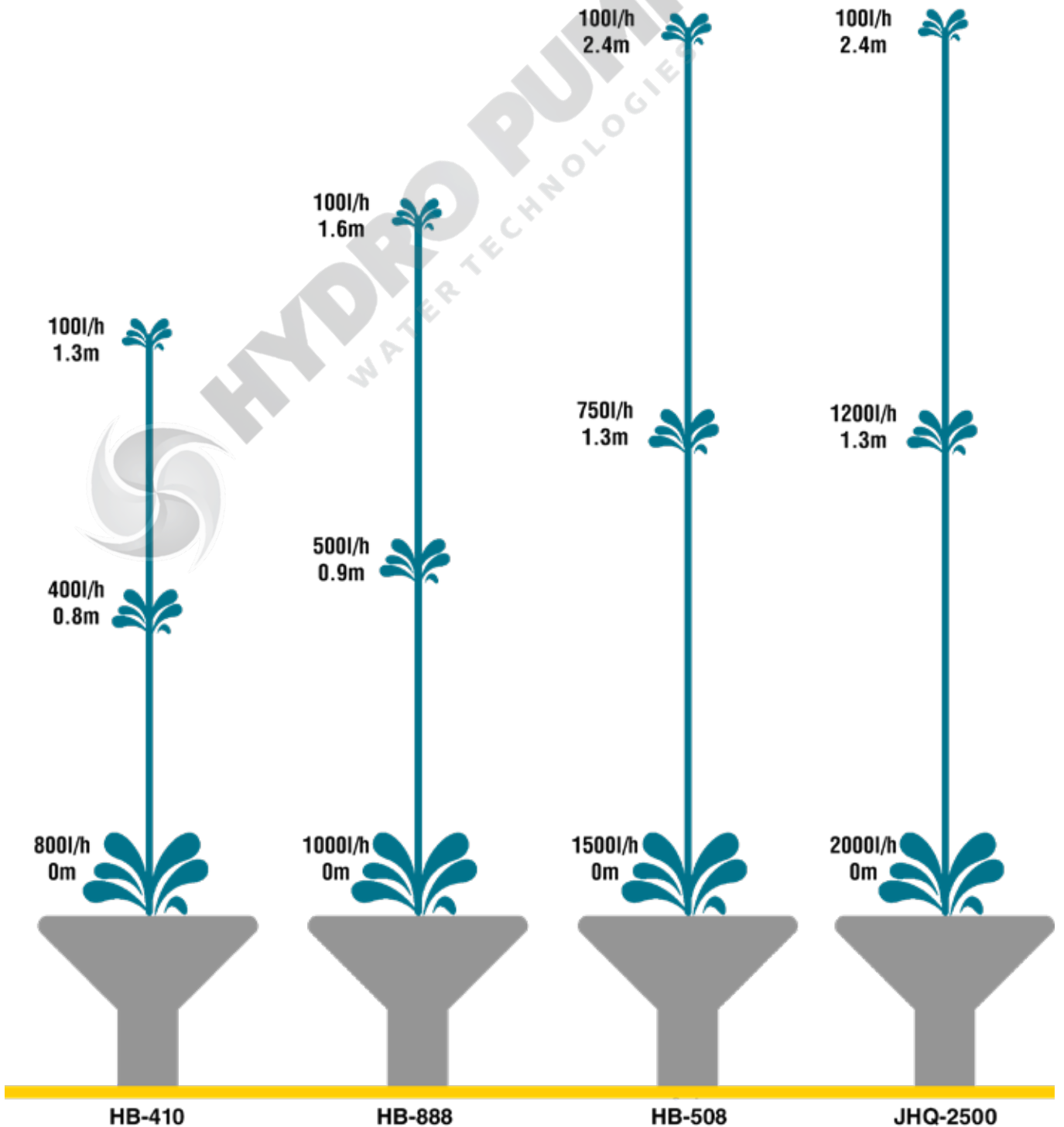
**ALL MOTOR PRICES ARE LISTED AS A NETT PRICE**





# FOUNTAIN Pumps

F O U N T A I N P U M P S H B / J H Q R A N G E				
INVENTORY CODE	ITEM DESCRIPTION	POWER (Watt)	VOLTAGE (V)	PRICE
60010004	HB410 FOUNTAIN 13.5W220V	13.5	220	R506
60010006	HB888 FOUNTAIN 16.5W220V	16.5	220	R543
60010008	HB108 FOUNTAIN 27W220V	27	220	R693
60010012	JHQ2500 FOUNTAIN 55W220V	55	220	R1,442



# SUBMERSIBLE Pump Range





# SUBMERSIBLE Pump Range



SCREENED SEWAGE PUMP S/S VX RANGE (VORTEX IMPELLER)				
INVENTORY CODE	ITEM DESCRIPTION	POWER (kW)	VOLTAGE (V)	PRICE
60040001	VXM10-1A SUBMERSE 0.55KW 240V	0.55	220 ~ 240V	R7,319
60040002	VX10-1A SUBMERSE 0.55KW 415V	0.55	380 ~ 415V	R7,319
60040003	VXM12-1A SUBMERSE 0.75KW 240V	0.75	220 ~ 240V	R7,694
60040004	VX12-1A SUBMERSE 0.75KW 415V	0.75	380 ~ 415V	R7,376



SCREENED SEWAGE PUMP CAST IRON WSD RANGE (OPEN CHANNEL IMPELLER)				
INVENTORY CODE	ITEM DESCRIPTION	POWER (kW)	VOLTAGE (V)	PRICE
60040064	WSD8-7 SUBMERSE 0.18KW 240V	0.18	220 ~ 240V	R3,126
60040065	WS8-7 SUBMERSE 0.18KW 415V	0.18	380 ~ 415V	R2,939
60040007	WSD9-8 SUBMERSE 0.25KW 240V	0.25	220 ~ 240V	R3,182
60040008	WSD9-8 SUBMERSE 0.25KW 415V	0.25	380 ~ 415V	R2,994
60040066	WSD20 SUBMERSE 12-0.55KW 240V	0.55	220 ~ 240V	R4,736
60040067	WS20-12 SUBMERSE 0.55KW 415V	0.55	380 ~ 415V	R4,548
60040011	WSD20-15 SUBMERSE 0.75KW 240V	0.75	220 ~ 240V	R5,111
60040012	WSD20-15 SUBMERSE 0.75KW 415V	0.75	380 ~ 415V	R4,923
60040013	WSD25-15 SUBMERSE 1.1KW 240V	1.1	220 ~ 240V	R5,784
60040014	WS25-15 SUBMERSE 1.1KW 415V	1.1	380 ~ 415V	R5,579
60040015	WSD28-18 SUBMERSE 1.5KW 240V	1.5	220 ~ 240V	R6,233
60040016	WS28-18 SUBMERSE 1.5KW 415V	1.5	380 ~ 415V	R6,047
60040017	WSD35-22 SUBMERSE 2.2KW 240V	2.2	220 ~ 240V	R8,592
60040018	WS35-22 SUBMERSE 2.2KW 415V	2.2	380 ~ 415V	R8,012
60040068	WS60-20 SUBMERSE 3KW 415V	3	380 ~ 415V	R9,210
60040069	WS65-25 SUBMERSE 3.7KW 415V	3.7	380 ~ 415V	R10,202
60040019	AUTO CONVERSION FOR 380V	0.18 - 3.7	380 ONLY	R3,082**NETT
525V AVAILABLE AS REWIND OPTION. PRICE AVAILABLE ON REQUEST				



CHEMICAL SLUDGE PUMP, 316L S/S WQF RANGE (OPEN CHANNEL IMPELLER)				
INVENTORY CODE	ITEM DESCRIPTION	POWER (kW)	VOLTAGE (V)	PRICE
60040061	65WQF35-10-3/T3 3KW 380V	3	380 ~ 415V	R89,556
60040062	65WQF35-10-3/T5 3KW 525V	3	525V	R98,448

# SUBMERSIBLE Pump Range





# SUBMERSIBLE Pump Range



RAW SEWAGE PUMP CAST IRON C - RANGE 2 POLE (STATIC CUTTER)				
INVENTORY CODE	ITEM DESCRIPTION	POWER (kW)	VOLTAGE (V)	PRICE
60040030	50C21.1 SUBMERSE 1.1KW220V	1.1	220 ~ 240V	R13,833
60040031	50C21.1 SUBMERSE 1.1KW380V	1.1	380 ~ 415V	R13,460
60040032	50C21.5 SUBMERSE 1.5KW380V	1.5	380 ~ 415V	R15,630
60040033	50C22.2 SUBMERSE 2.2KW380V	2.2	380 ~ 415V	R17,072
60040034	80C23.0 SUBMERSE 3KW380V	3	380 ~ 415V	R22,427
60040035	80C24.0 SUBMERSE 4KW380V	4	380 ~ 415V	R24,672
60040036	100C25.5 SUBMERSE 5.5KW380V	5.5	380 ~ 415V	R31,767
60040037	100C27.5 SUBMERSE 7.5KW380V	7.5	380 ~ 415V	R43,598
5 2 5 V AVAILABLE AS REWIND OPTION. PRICE AVAILABLE ON REQUEST				



RAW SEWAGE PUMPS CAST IRON B - RANGE 2 AND 4 POLE (CHANNEL IMPELLER)				
INVENTORY CODE	ITEM DESCRIPTION	POWER (kW)	VOLTAGE (V)	PRICE
60040038	150B411 SUBMERSE 11KW380V	11	380 ~ 415V	R86,936
60040039	200B415 SUBMERSE 15KW380V	15	380 ~ 415V	R101,256
60040040	200B419 SUBMERSE 18.5KW380V	18.5	380 ~ 415V	R121,305
60040072	150B422 SUBMERSE 22KW380V	22	380 ~ 415V	R129,729
60040041	200B422 SUBMERSE 22KW380V	22	380 ~ 415V	R133,773
5 2 5 V AVAILABLE AS REWIND OPTION. PRICE AVAILABLE ON REQUEST				



DUCKFOOT ASSEMBLY FOR B & C - RANGE (EXCL GUIDE RAILS)		
INVENTORY CODE	ITEM DESCRIPTION	PRICE
60040042	DUCKFOOT 50MM	R4,886
60040043	DUCKFOOT 80MM	R8,985
60040044	DUCKFOOT 100MM	R12,186
60040045	DUCKFOOT 150MM	R28,454
60040046	DUCKFOOT 200MM	R35,886

# BIOLOGICAL Products

---





SEWAGE & FAT DESTROYER		
INVENTORY CODE	ITEM DESCRIPTION	PRICE **NETT PRICE**
20040040	VEGA SEWAGE & FAT DESTROYER - 400g (4x 100g powder packs)	R126
20040045	VEGA SEWAGE & FAT DESTROYER - 25kg	R5,400
20040049	SFD SURFACE CLEANER 5L SFD 101	R315
20040050	SFD SURFACE CLEANER 25L SFD101	R1,253
20040051	SFD LIQUID 5L SFD110	R4,403
20040052	SFD LIQUID 25L SFD110	R19,836
20040053	SFD MULTI ENZYME 5L SFD102	R498
20040054	SFD MULTI ENZYME 25L SFD102	R1,896
20040055	SFD GREASE TRAP LIQ 5L SFD103	R501
20040056	SFD GREASE TRAP LIQ 25L SFD103	R4,532
20040057	SFD GREASE TRAP BLOCKS SFD104 (10 blocks per pack)	R261
20040058	SFD GREASE TRAP POWDER SFD105	R5,891



# VARIABLE Speed Drive





# VARIABLE Speed Drive

VARIABLE SPEED DRIVE FREQUENCY INVERTER				
INVENTORY CODE	ITEM DESCRIPTION	POWER (Watt)	VOLTAGE (V) IN = (V) OUT	PRICE
20030058	VSD F3053F0007L23 0.75KW220V3P	0.75kW	220V 1ph ~220V 3ph	R10,962
20030004	VSD F2/3053-F0007L43 0.75KW380V	0.75kW	380	R12,672
20030059	VSD F3053F0015L23 1.5KW220V3P	1.5kW	220V 1ph ~220V 3ph	R11,862
20030005	VSD F2/3053-F0015L43 1.5KW380V	1.5kW	380	R14,274
20030060	VSD F2/3053-F0022L43 2.2KW220V	2.2kW	220V 1ph ~220V 3ph	R13,464
20030006	VSD F2/3053-F0022L43 2.2KW380V	2.2kW	380	R15,858
20030035	VSD F2/3053-F0022L53 2.2KW525V	2.2kW	525	R19,826
20030007	VSD F2/3053-F0030L43 3KW380V	3.0kW	380	R17,460
20030008	VSD F2/3053-F0040L43 4KW380V	4.0kW	380	R21,114
20030037	VSD F2/3053-F0040L53 4KW525V	4.0kW	525	R26,696
20030009	VSD F2/3053-F0055L43 5.5KW380V	5.5kW	380	R25,902
20030010	VSD F2/3053-F0075L43 7.5KW380V	7.5kW	380	R28,188
20030011	VSD F2/3053-F0075L53 7.5KW525V	7.5kW	525	R33,341
20030012	VSD F2/3053-F0110L43 11KW380V	11.0kW	380	R32,508
20030013	VSD F2/3053-F0110L53 11KW525V	11.0kW	525	R38,564
20030014	VSD F2/3053-F0150L43 15KW380V	15.0kW	380	R37,422
20030015	VSD F2/3053-F0150L53 15KW525V	15.0kW	525	R44,723
20030016	VSD F2/3053-F0185L43 18.5KW380V	18.5kW	380	R43,344
20030017	VSD F2/3053-F0185L53 18.5KW525V	18.5kW	525	R51,837
20030018	VSD F2/3053-F0220L43 22KW380V	22.0kW	380	R58,284
20030019	VSD F2/3053-F0220L53 22KW525V	22.0kW	525	R69,995
20030020	VSD F2/3053-F0300L43 30KW380V	30.0kW	380	R67,860
20030021	VSD F2/3053-F0300L53 30KW525V	30.0kW	525	R77,109
20030022	VSD F2/3053-F0370L43 37KW380V	37.0kW	380	R75,960
20030023	VSD F2/3053-F0370L53 37KW525V	37.0kW	525	R102,492
20030024	VSD F2/3053-F0450L43 45KW380V	45.0kW	380	R101,862
20030025	VSD F2/3053-F0450L53 45KW525V	45.0kW	525	R133,812

PRESSURE TRANSDUCER FOR VSD DRIVES			
INVENTORY CODE	ITEM DESCRIPTION	RATING	PRICE
20030026	PRESSURE TRANSDUCER 10BAR	4-20mA, 0-10bar	R2,286
20030027	PRESSURE TRANSDUCER 16BAR	4-20mA, 0-16bar	R2,286
20030030	PRESSURE TRANSDUCER 25BAR	4-20mA, 0-25bar	R3,150

# VERTICAL MULTI-STAGE Pumps





# VERTICAL MULTI-STAGE Pumps





VERTICAL MULTI-STAGE PUMP DL 1 RANGE 220V							
INVENTORY CODE	ITEM DESCRIPTION	POWER (KW)	UNIT PRICE	MOTOR 220V **NETT PRICE**			
				CODE	FLANGE SIZE	UNIT PRICE	
70010001	DL1-20 0.37KW	0.37	R11,736	70010252	F71 B14S	R1,782	
70010002	DL1-30 0.37KW	0.37	R12,708	70010252	F71 B14S	R1,782	
70010003	DL1-40 0.37KW	0.37	R12,942	70010252	F71 B14S	R1,782	
70010004	DL1-50 0.37KW	0.37	R13,338	70010252	F71 B14S	R1,782	
70010005	DL1-60 0.37KW	0.37	R13,662	70010252	F71 B14S	R1,782	
70010006	DL1-70 0.37KW	0.37	R14,058	70010252	F71 B14S	R1,782	
70010007	DL1-80 0.55KW	0.55	R14,382	70010255	F71 B14S	R2,691	
70010008	DL1-90 0.55KW	0.55	R14,778	70010255	F71 B14S	R2,691	
70010009	DL1-100 0.55KW	0.55	R15,264	70010255	F71 B14S	R2,691	
70010010	DL1-110 0.55KW	0.55	R16,128	70010255	F71 B14S	R2,691	
70010011	DL1-120 0.75KW	0.75	R16,452	70010258	F80 B14S	R2,108	
70010012	DL1-130 0.75KW	0.75	R16,776	70010258	F80 B14S	R2,108	
70010013	DL1-140 0.75KW	0.75	R17,100	70010258	F80 B14S	R2,108	
70010014	DL1-150 0.75KW	0.75	R17,406	70010258	F80 B14S	R2,108	
70010015	DL1-170 1.1KW	1.1	R18,054	70010261	F80 B14S	R3,462	
70010016	DL1-190 1.1KW	1.1	R18,684	70010261	F80 B14S	R3,462	
70010017	DL1-210 1.1KW	1.1	R19,566	70010261	F80 B14S	R3,462	
70010018	DL1-230 1.1KW	1.1	R20,682	70010261	F80 B14S	R3,462	
70010019	DL1-250 1.5KW	1.5	R21,564	70010264	F90S B14S	R3,830	
70010020	DL1-270 1.5KW	1.5	R22,446	70010264	F90S B14S	R3,830	

VERTICAL MULTI-STAGE PUMP DL 1 RANGE 380V & 525V								
INVENTORY CODE	ITEM DESCRIPTION	POWER (KW)	UNIT PRICE	MOTOR 380V **NETT PRICE**			MOTOR 525V **NETT PRICE**	
				CODE	FLANGE SIZE	UNIT PRICE	CODE	PRICE
70010001	DL1-20 0.37KW	0.37	R11,736	70010253	F71 B14S	R1,782	70010254	R1,782
70010002	DL1-30 0.37KW	0.37	R12,708	70010253	F71 B14S	R1,782	70010254	R1,782
70010003	DL1-40 0.37KW	0.37	R12,942	70010253	F71 B14S	R1,782	70010254	R1,782
70010004	DL1-50 0.37KW	0.37	R13,338	70010253	F71 B14S	R1,782	70010254	R1,782
70010005	DL1-60 0.37KW	0.37	R13,662	70010253	F71 B14S	R1,782	70010254	R1,782
70010006	DL1-70 0.37KW	0.37	R14,058	70010253	F71 B14S	R1,782	70010254	R1,782
70010007	DL1-80 0.55KW	0.55	R14,382	70010256	F71 B14S	R2,195	70010257	R2,195
70010008	DL1-90 0.55KW	0.55	R14,778	70010256	F71 B14S	R2,195	70010257	R2,195
70010009	DL1-100 0.55KW	0.55	R15,264	70010256	F71 B14S	R2,195	70010257	R2,195
70010010	DL1-110 0.55KW	0.55	R16,128	70010256	F71 B14S	R2,195	70010257	R2,195
70010011	DL1-120 0.75KW	0.75	R16,452	70010259	F80 B14S	R2,288	70010260	R2,288
70010012	DL1-130 0.75KW	0.75	R16,776	70010259	F80 B14S	R2,288	70010260	R2,288
70010013	DL1-140 0.75KW	0.75	R17,100	70010259	F80 B14S	R2,288	70010260	R2,288
70010014	DL1-150 0.75KW	0.75	R17,406	70010259	F80 B14S	R2,288	70010260	R2,288
70010015	DL1-170 1.1KW	1.1	R18,054	70010262	F80 B14S	R2,729	70010263	R2,966
70010016	DL1-190 1.1KW	1.1	R18,684	70010262	F80 B14S	R2,729	70010263	R2,966
70010017	DL1-210 1.1KW	1.1	R19,566	70010262	F80 B14S	R2,729	70010263	R2,966
70010018	DL1-230 1.1KW	1.1	R20,682	70010262	F80 B14S	R2,729	70010263	R2,966
70010019	DL1-250 1.5KW	1.5	R21,564	70010265	F90S B14S	R3,042	70010266	R3,408
70010020	DL1-270 1.5KW	1.5	R22,446	70010265	F90S B14S	R3,042	70010266	R3,408

**ALL MOTOR PRICES ARE LISTED AS A NETT PRICE**



VERTICAL MULTI-STAGE PUMP DL3 RANGE 220V							
INVENTORY CODE	ITEM DESCRIPTION	POWER (KW)	UNIT PRICE	MOTOR 220V **NETT PRICE**			
				CODE	FLANGE SIZE	UNIT PRICE	
70010021	DL3-20 0.37KW	0.37	R12,060	70010252	F71 B14S	R1,781	
70010022	DL3-30 0.37KW	0.37	R12,870	70010252	F71 B14S	R1,781	
70010023	DL3-40 0.37KW	0.37	R13,176	70010252	F71 B14S	R1,781	
70010024	DL3-50 0.37KW	0.37	R13,572	70010252	F71 B14S	R1,781	
70010025	DL3-60 0.55KW	0.55	R13,896	70010255	F71 B14S	R2,691	
70010026	DL3-70 0.55KW	0.55	R14,292	70010255	F71 B14S	R2,691	
70010027	DL3-80 0.75KW	0.75	R14,544	70010258	F80 B14S	R2,106	
70010028	DL3-90 0.75KW	0.75	R14,940	70010258	F80 B14S	R2,106	
70010029	DL3-100 0.75KW	0.75	R15,498	70010258	F80 B14S	R2,106	
70010030	DL3-110 1.1KW	1.1	R16,290	70010261	F80 B14S	R3,461	
70010031	DL3-120 1.1KW	1.1	R16,614	70010261	F80 B14S	R3,461	
70010032	DL3-130 1.1KW	1.1	R16,938	70010261	F80 B14S	R3,461	
70010033	DL3-150 1.1KW	1.1	R17,496	70010261	F80 B14S	R3,461	
70010034	DL3-170 1.5KW	1.5	R18,612	70010264	F90S B14S	R3,828	
70010035	DL3-190 1.5KW	1.5	R19,332	70010264	F90S B14S	R3,828	
70010036	DL3-210 2.2KW	2.2	R20,214	70010267	F90L B14S	R4,158	
70010037	DL3-230 2.2KW	2.2	R21,492	70010267	F90L B14S	R4,158	
70010038	DL3-250 2.2KW	2.2	R22,356	70010267	F90L B14S	R4,158	
70010039	DL3-270 2.2KW	2.2	R23,004	70010267	F90L B14S	R4,158	

VERTICAL MULTI-STAGE PUMP DL3 RANGE 380V & 525V								
INVENTORY CODE	ITEM DESCRIPTION	POWER (KW)	UNIT PRICE	MOTOR 380V **NETT PRICE**			MOTOR 525V **NETT PRICE**	
				CODE	FLANGE SIZE	UNIT PRICE	CODE	PRICE
70010021	DL3-20 0.37KW	0.37	R12,060	70010253	F71 B14S	R1,782	70010254	R1,782
70010022	DL3-30 0.37KW	0.37	R12,870	70010253	F71 B14S	R1,782	70010254	R1,782
70010023	DL3-40 0.37KW	0.37	R13,176	70010253	F71 B14S	R1,782	70010254	R1,782
70010024	DL3-50 0.37KW	0.37	R13,572	70010253	F71 B14S	R1,782	70010254	R1,782
70010025	DL3-60 0.55KW	0.55	R13,896	70010256	F71 B14S	R2,193	70010257	R2,193
70010026	DL3-70 0.55KW	0.55	R14,292	70010256	F71 B14S	R2,193	70010257	R2,193
70010027	DL3-80 0.75KW	0.75	R14,544	70010259	F80 B14S	R2,288	70010260	R2,288
70010028	DL3-90 0.75KW	0.75	R14,940	70010259	F80 B14S	R2,288	70010260	R2,288
70010029	DL3-100 0.75KW	0.75	R15,498	70010259	F80 B14S	R2,288	70010260	R2,288
70010030	DL3-110 1.1KW	1.1	R16,290	70010262	F80 B14S	R2,727	70010263	R2,966
70010031	DL3-120 1.1KW	1.1	R16,614	70010262	F80 B14S	R2,727	70010263	R2,966
70010032	DL3-130 1.1KW	1.1	R16,938	70010262	F80 B14S	R2,727	70010263	R2,966
70010033	DL3-150 1.1KW	1.1	R17,496	70010262	F80 B14S	R2,727	70010263	R2,966
70010034	DL3-170 1.5KW	1.5	R18,612	70010265	F90S B14S	R3,042	70010266	R3,408
70010035	DL3-190 1.5KW	1.5	R19,332	70010265	F90S B14S	R3,042	70010266	R3,408
70010036	DL3-210 2.2KW	2.2	R20,214	70010268	F90L B14S	R3,498	70010269	R4,050
70010037	DL3-230 2.2KW	2.2	R21,492	70010268	F90L B14S	R3,498	70010269	R4,050
70010038	DL3-250 2.2KW	2.2	R22,356	70010268	F90L B14S	R3,498	70010269	R4,050
70010039	DL3-270 2.2KW	2.2	R23,004	70010268	F90L B14S	R3,498	70010269	R4,050

**ALL MOTOR PRICES ARE LISTED AS A NETT PRICE**



VERTICAL MULTI-STAGE PUMP DL5 RANGE 220V							
INVENTORY CODE	ITEM DESCRIPTION	POWER (KW)	UNIT PRICE	MOTOR 220V **NETT PRICE**			
				CODE	FLANGE SIZE	UNIT PRICE	
70010040	DL5-20 0.37KW	0.37	R12,546	70010252	F71 B14S	R1,781	
70010041	DL5-30 0.55KW	0.55	R13,428	70010255	F71 B14S	R2,691	
70010042	DL5-40 0.55KW	0.55	R13,824	70010255	F71 B14S	R2,691	
70010043	DL5-50 0.75KW	0.75	R14,220	70010258	F80 B14S	R2,106	
70010044	DL5-60 1.1KW	1.1	R14,706	70010261	F80 B14S	R3,461	
70010045	DL5-70 1.1KW	1.1	R15,570	70010261	F80 B14S	R3,461	
70010046	DL5-80 1.1KW	1.1	R16,128	70010261	F80 B14S	R3,461	
70010047	DL5-90 1.5KW	1.5	R16,776	70010264	F90S B14S	R3,828	
70010048	DL5-100 1.5KW	1.5	R17,172	70010264	F90S B14S	R3,828	
70010049	DL5-110 2.2KW	2.2	R17,568	70010267	F90L B14S	R4,158	
70010050	DL5-120 2.2KW	2.2	R17,964	70010267	F90L B14S	R4,158	
70010051	DL5-130 2.2KW	2.2	R18,612	70010267	F90L B14S	R4,158	
70010052	DL5-140 2.2KW	2.2	R19,566	70010267	F90L B14S	R4,158	
70010053	DL5-150 2.2KW	2.2	R19,962	70010267	F90L B14S	R4,158	
70010054	DL5-160 2.2KW	2.2	R20,448	70010267	F90L B14S	R4,158	

VERTICAL MULTI-STAGE PUMP DL5 RANGE 380V & 525V								
INVENTORY CODE	ITEM DESCRIPTION	POWER (KW)	UNIT PRICE	MOTOR 380V **NETT PRICE**			MOTOR 525V **NETT PRICE**	
				CODE	FLANGE SIZE	UNIT PRICE	CODE	PRICE
70010040	DL5-20 0.37KW	0.37	R12,546	70010253	F71 B14S	R1,782	70010254	R1,782
70010041	DL5-30 0.55KW	0.55	R13,428	70010256	F71 B14S	R2,195	70010257	R2,195
70010042	DL5-40 0.55KW	0.55	R13,824	70010256	F71 B14S	R2,195	70010257	R2,195
70010043	DL5-50 0.75KW	0.75	R14,220	70010259	F80 B14S	R2,288	70010260	R2,288
70010044	DL5-60 1.1KW	1.1	R14,706	70010262	F80 B14S	R2,727	70010263	R2,966
70010045	DL5-70 1.1KW	1.1	R15,570	70010262	F80 B14S	R2,727	70010263	R2,966
70010046	DL5-80 1.1KW	1.1	R16,128	70010262	F80 B14S	R2,727	70010263	R2,966
70010047	DL5-90 1.5KW	1.5	R16,776	70010265	F90S B14S	R3,042	70010266	R3,408
70010048	DL5-100 1.5KW	1.5	R17,172	70010265	F90S B14S	R3,042	70010266	R3,408
70010049	DL5-110 2.2KW	2.2	R17,568	70010268	F90L B14S	R3,498	70010269	R4,050
70010050	DL5-120 2.2KW	2.2	R17,964	70010268	F90L B14S	R3,498	70010269	R4,050
70010051	DL5-130 2.2KW	2.2	R18,612	70010268	F90L B14S	R3,498	70010269	R4,050
70010052	DL5-140 2.2KW	2.2	R19,566	70010268	F90L B14S	R3,498	70010269	R4,050
70010053	DL5-150 2.2KW	2.2	R19,962	70010268	F90L B14S	R3,498	70010269	R4,050
70010054	DL5-160 2.2KW	2.2	R20,448	70010268	F90L B14S	R3,498	70010269	R4,050
70010055	DL5-180 3KW	3	R22,356	70010270	F100L B14S	R4,715	70010271	R4,881
70010056	DL5-200 3KW	3	R23,796	70010270	F100L B14S	R4,715	70010271	R4,881
70010057	DL5-220 4KW	4	R24,912	70010272	F112M B14S	R5,912	70010273	R6,627
70010058	DL5-240 4KW	4	R25,632	70010272	F112M B14S	R5,912	70010273	R6,627
70010203	DL5-260 4KW	4	R27,407	70010272	F112M B14S	R5,912	70010273	R6,627

**ALL MOTOR PRICES ARE LISTED AS A NETT PRICE**



VERTICAL MULTI-STAGE PUMP DL8 RANGE 220V						
INVENTORY CODE	ITEM DESCRIPTION	POWER (KW)	UNIT PRICE	MOTOR 220V **NETT PRICE**		
				CODE	FLANGE SIZE	UNIT PRICE
70010059	DL8-20 0.75KW	0.75	R19,332	70010258	F80 B14S	R2,108
70010060	DL8-30 1.1KW	1.1	R19,962	70010261	F80 B14S	R3,462
70010061	DL8-40 1.5KW	1.5	R21,168	70010264	F90S B14S	R3,830
70010062	DL8-50 2.2KW	2.2	R22,518	70010267	F90L B14S	R4,158
70010063	DL8-60 2.2KW	2.2	R23,328	70010267	F90L B14S	R4,158

VERTICAL MULTI-STAGE PUMP DL8 RANGE 380V & 525V								
INVENTORY CODE	ITEM DESCRIPTION	POWER (KW)	UNIT PRICE	MOTOR 380V **NETT PRICE**			MOTOR 525V **NETT PRICE**	
				CODE	FLANGE SIZE	UNIT PRICE	CODE	PRICE
70010059	DL8-20 0.75KW	0.75	R19,332	70010259	F80 B14S	R2,288	70010260	R2,288
70010060	DL8-30 1.1KW	1.1	R19,962	70010262	F80 B14S	R2,727	70010263	R2,966
70010061	DL8-40 1.5KW	1.5	R21,168	70010265	F90S B14S	R3,042	70010266	R3,408
70010062	DL8-50 2.2KW	2.2	R22,518	70010268	F90L B14S	R3,498	70010269	R4,050
70010063	DL8-60 2.2KW	2.2	R23,328	70010268	F90L B14S	R3,498	70010269	R4,050
70010064	DL8-70 3KW	3	R26,442	70010270	F100L B14S	R4,715	70010271	R4,881
70010065	DL8-80 3KW	3	R27,162	70010270	F100L B14S	R4,715	70010271	R4,881
70010066	DL8-90 3KW	3	R28,116	70010270	F100L B14S	R4,715	70010271	R4,881
70010067	DL8-100 4KW	4	R28,836	70010272	F112M B14S	R5,912	70010273	R6,629
70010068	DL8-110 4KW	4	R29,790	70010272	F112M B14S	R5,912	70010273	R6,629
70010069	DL8-120 4KW	4	R30,906	70010272	F112M B14S	R5,912	70010273	R6,629
70010070	DL8-130 5.5KW	5.5	R34,020	70010274	F132S B3-B5	R7,833	70010275	R8,100
70010071	DL8-140 5.5KW	5.5	R34,812	70010274	F132S B3-B5	R7,833	70010275	R8,100
70010072	DL8-150 5.5KW	5.5	R36,486	70010274	F132S B3-B5	R7,833	70010275	R8,100
70010073	DL8-160 5.5KW	5.5	R37,296	70010274	F132S B3-B5	R7,833	70010275	R8,100
70010074	DL8-170 7.5KW	7.5	R38,808	70010276	F132S B3-B5	R8,834	70010277	R8,666
70010075	DL8-180 7.5KW	7.5	R39,600	70010276	F132S B3-B5	R8,834	70010277	R8,666
70010076	DL8-190 7.5KW	7.5	R40,410	70010276	F132S B3-B5	R8,834	70010277	R8,666
70010077	DL8-200 7.5KW	7.5	R41,274	70010276	F132S B3-B5	R8,834	70010277	R8,666

**ALL MOTOR PRICES ARE LISTED AS A NETT PRICE**



VERTICAL MULTI-STAGE PUMP DL12 RANGE 220V							
INVENTORY CODE	ITEM DESCRIPTION	POWER (KW)	UNIT PRICE	MOTOR 220V **NETT PRICE**			
				CODE	FLANGE SIZE	UNIT PRICE	
70010078	DL12-20 1.5KW	1.5	R19,566	70010264	F90S B14S	R3,828	
70010079	DL12-30 2.2KW	2.2	R20,358	70010267	F90L B14S	R4,158	

VERTICAL MULTI-STAGE PUMP DL12 RANGE 380V & 525V								
INVENTORY CODE	ITEM DESCRIPTION	POWER (KW)	UNIT PRICE	MOTOR 380V **NETT PRICE**			MOTOR 525V **NETT PRICE**	
				CODE	FLANGE SIZE	UNIT PRICE	CODE	UNIT PRICE
70010078	DL12-20 1.5KW	1.5	R19,566	70010265	F90S B14S	R3,042	70010266	R3,408
70010079	DL12-30 2.2KW	2.2	R20,358	70010268	F90L B14S	R3,498	70010269	R4,050
70010080	DL12-40 3KW	3	R22,212	70010270	F100L B14S	R4,716	70010271	R4,881
70010081	DL12-50 3KW	3	R23,328	70010270	F100L B14S	R4,716	70010271	R4,881
70010082	DL12-60 4KW	4	R24,354	70010272	F112M B14S	R5,912	70010273	R6,629
70010083	DL12-70 5.5KW	5.5	R28,278	70010274	F132S B3-B5	R7,835	70010275	R8,100
70010084	DL12-80 5.5KW	5.5	R28,980	70010274	F132S B3-B5	R7,835	70010275	R8,100
70010085	DL12-90 5.5KW	5.5	R30,186	70010274	F132S B3-B5	R7,835	70010275	R8,100
70010086	DL12-100 7.5KW	7.5	R30,906	70010276	F132S B3-B5	R8,835	70010277	R8,666
70010087	DL12-120 7.5KW	7.5	R32,742	70010276	F132S B3-B5	R8,835	70010277	R8,666
70010088	DL12-140 11KW	11	R36,324	70010280	F160M B3-B5	R13,388	70010281	R14,951
70010089	DL12-160 11KW	11	R39,762	70010280	F160M B3-B5	R13,388	70010281	R14,951
70010090	DL12-180 11KW	11	R41,922	70010280	F160M B3-B5	R13,388	70010281	R14,951

**ALL MOTOR PRICES ARE LISTED AS A NETT PRICE**



VERTICAL MULTI-STAGE PUMP DL16 RANGE 220V						
INVENTORY CODE	ITEM DESCRIPTION	POWER (KW)	UNIT PRICE	MOTOR 220V **NETT PRICE**		
				CODE	FLANGE SIZE	UNIT PRICE
70010091	DL16-20 2.2KW	2.2	R20,610	70010267	F90L B14S	R4,158

VERTICAL MULTI-STAGE PUMP DL16 RANGE 380V & 525V								
INVENTORY CODE	ITEM DESCRIPTION	POWER (KW)	UNIT PRICE	MOTOR 380V **NETT PRICE**			MOTOR 525V **NETT PRICE**	
				CODE	FLANGE SIZE	UNIT PRICE	CODE	UNIT PRICE
70010091	DL16-20 2.2KW	2.2	R20,610	70010268	F90L B14S	R3,498	70010269	R4,050
70010092	DL16-30 3KW	3	R23,328	70010270	F110L B14S	R4,716	70010271	R4,881
70010093	DL16-40 4KW	4	R24,516	70010272	F112M B14S	R5,913	70010273	R6,629
70010094	DL16-50 4KW	4	R27,396	70010272	F112M B14S	R5,913	70010273	R6,629
70010095	DL16-60 5.5KW	5.5	R29,466	70010274	F132S B5-B5	R7,835	70010275	R8,100
70010096	DL16-70 5.5KW	5.5	R31,788	70010274	F132S B3-B5	R7,835	70010275	R8,100
70010097	DL16-80 7.5KW	7.5	R32,976	70010276	F132S B3-B5	R8,835	70010277	R8,666
70010098	DL16-90 7.5KW	7.5	R36,090	70010276	F132S B3-B5	R8,835	70010277	R8,666
70010099	DL16-100 11KW	11	R37,296	70010280	F160M B3-B5	R13,388	70010281	R14,951
70010100	DL16-110 11KW	11	R39,528	70010280	F160M B3-B5	R13,388	70010281	R14,951
70010101	DL16-120 11KW	11	R41,040	70010280	F160M B3-B5	R13,388	70010281	R14,951
70010102	DL16-130 11KW	11	R42,570	70010280	F160M B3-B5	R13,388	70010281	R14,951
70010103	DL16-140 11KW	11	R44,316	70010280	F160M B3-B5	R13,388	70010281	R14,951
70010104	DL16-150 15KW	15	R45,432	70010282	F160M B3-B5	R14,054	70010283	R14,598
70010105	DL16-160 15KW	15	R47,430	70010282	F160M B3-B5	R14,054	70010283	R14,598

**ALL MOTOR PRICES ARE LISTED AS A NETT PRICE**



VERTICAL MULTI-STAGE PUMP DL20 RANGE 220V						
INVENTORY CODE	ITEM DESCRIPTION	POWER (KW)	UNIT PRICE	MOTOR 220V **NETT PRICE**		
				CODE	FLANGE SIZE	UNIT PRICE
70010107	DL20-20	2.2	R20,610	70010267	F90L B14S	R4,158

VERTICAL MULTI-STAGE PUMP DL20 RANGE 380V & 525V								
INVENTORY CODE	ITEM DESCRIPTION	POWER (KW)	UNIT PRICE	MOTOR 380V **NETT PRICE**			MOTOR 525V **NETT PRICE**	
				CODE	FLANGE SIZE	UNIT PRICE	CODE	UNIT PRICE
70010107	DL20-20	2.2	R20,610	70010268	F90L B14S	R3,498	70010269	R4,050
70010108	DL20-30	4	R23,328	70010272	F112M B14S	R5,913	70010273	R6,629
70010109	DL20-40	5.5	R26,748	70010274	F132S B3-B5	R7,835	70010275	R8,100
70010110	DL20-50	5.5	R28,278	70010274	F132S B3-B5	R7,835	70010275	R8,100
70010111	DL20-60	7.5	R29,466	70010276	F132S B3-B5	R8,835	70010277	R8,666
70010112	DL20-70	7.5	R31,788	70010276	F132S B3-B5	R8,835	70010277	R8,666
70010113	DL20-80	11	R34,416	70010280	F160M B3-B5	R13,388	70010281	R14,951
70010114	DL20-100	11	R37,692	70010280	F160M B3-B5	R13,388	70010281	R14,951
70010115	DL20-120	15	R41,040	70010282	F160M B3-B5	R14,054	70010283	R14,598
70010116	DL20-140	15	R44,316	70010282	F160M B3-B5	R14,054	70010283	R14,598
70010117	DL20-170	18.5	R48,150	70010284	F160L B3-B5	R15,747	70010285	R15,747

**ALL MOTOR PRICES ARE LISTED AS A NETT PRICE**



VERTICAL MULTI-STAGE PUMP DL32 RANGE 220V						
INVENTORY CODE	ITEM DESCRIPTION	POWER (KW)	UNIT PRICE	MOTOR 220V **NETT PRICE**		
				CODE	FLANGE SIZE	UNIT PRICE
70010118	DL32-10-1 1.5KW	1.5	R39,600	70010264	F90S B14S	R3,830
70010119	DL32-10 2.2KW	2.2	R39,600	70010267	F90L B14S	R4,158

VERTICAL MULTI-STAGE PUMP DL32 RANGE 380V & 525V								
INVENTORY CODE	ITEM DESCRIPTION	POWER (KW)	UNIT PRICE	MOTOR 380V **NETT PRICE**			MOTOR 525V **NETT PRICE**	
				CODE	FLANGE SIZE	UNIT PRICE	CODE	UNIT COST
70010118	DL32-10-1 1.5KW	1.5	R39,600	70010265	F90S B14S	R3,042	70010266	R3,408
70010119	DL32-10 2.2KW	2.2	R39,600	70010268	F90L B14S	R3,498	70010269	R4,050
70010120	DL32-20-2 3KW	3	R42,318	70010270	F100L B14S	R4,716	70010271	R4,881
70010121	DL32-20 4KW	4	R42,318	70010272	F112M B14S	R5,913	70010273	R6,629
70010122	DL32-30-2 5.5KW	5.5	R46,476	70010274	F132S B3-B5	R7,835	70010275	R8,100
70010123	DL32-30 5.5KW	5.5	R46,476	70010274	F132S B3-B5	R7,835	70010275	R8,100
70010124	DL32-40-2 7.5KW	7.5	R52,308	70010276	F132S B3-B5	R8,835	70010277	R8,666
70010125	DL32-40 7.5KW	7.5	R52,308	70010276	F132S B3-B5	R8,835	70010277	R8,666
70010126	DL32-50-2 11KW	11	R58,536	70010280	F160M B3-B5	R13,388	70010281	R14,951
70010127	DL32-50 11KW	11	R58,536	70010280	F160M B3-B5	R13,388	70010281	R14,951
70010128	DL32-60-2 11KW	11	R61,560	70010280	F160M B3-B5	R13,388	70010281	R14,951
70010129	DL32-60 11KW	11	R61,560	70010280	F160M B3-B5	R13,388	70010281	R14,951
70010130	DL32-70-2 15KW	15	R64,440	70010282	F160M B3-B5	R14,054	70010283	R14,598
70010131	DL32-70 15KW	15	R64,440	70010282	F160M B3-B5	R14,054	70010283	R14,598
70010132	DL32-80-2 15KW	15	R67,950	70010282	F160M B3-B5	R14,054	70010283	R14,598
70010133	DL32-80 15KW	15	R67,950	70010282	F160M B3-B5	R14,054	70010283	R14,598
70010134	DL32-90-2 18.5KW	18.5	R74,250	70010284	F160L B3-B5	R15,747	70010285	R15,747
70010135	DL32-90 18.5KW	18.5	R74,250	70010284	F160L B3-B5	R15,747	70010285	R15,747
70010136	DL32-100-2 18.5KW	18.5	R76,896	70010284	F160L B3-B5	R15,747	70010285	R15,747
70010137	DL32-100 18.5KW	18.5	R76,896	70010284	F160L B3-B5	R15,747	70010285	R15,747
70010138	DL32-110-2 22KW	22	R79,920	70010286	F180M B3-B5	R21,648	70010287	R21,513
70010139	DL32-110 22KW	22	R79,920	70010286	F180M B3-B5	R21,648	70010287	R21,513
70010140	DL32-120-2 22KW	22	R82,566	70010286	F180M B3-B5	R21,648	70010287	R21,513
70010141	DL32-120 22KW	22	R82,566	70010286	F180M B3-B5	R21,648	70010287	R21,513
70010142	DL32-130-2 30KW	30	R86,868	70010288	F200L B3-B5	R30,108	70010289	R25,838
70010143	DL32-130 30KW	30	R86,868	70010288	F200L B3-B5	R30,108	70010289	R25,838
70010144	DL32-140-2 30KW	30	R89,496	70010288	F200L B3-B5	R30,108	70010289	R25,838
70010145	DL32-140 30KW	30	R89,496	70010288	F200L B3-B5	R30,108	70010289	R25,838

**ALL MOTOR PRICES ARE LISTED AS A NETT PRICE**



VERTICAL MULTI-STAGE PUMP DL45 RANGE 380V & 525V								
INVENTORY CODE	ITEM DESCRIPTION	POWER (KW)	UNIT PRICE	MOTOR 380V **NETT PRICE**			MOTOR 525V **NETT PRICE**	
				CODE	FLANGE SIZE	UNIT PRICE	CODE	UNIT PRICE
70010146	DL45-10-1 3KW	3	R47,343	70010270	F100L B14S	R4,716	70010271	R4,881
70010147	DL45-10 4KW	4	R47,343	70010272	F112M B14S	R5,913	70010273	R6,629
70010148	DL45-20-2 5.5KW	5.5	R51,818	70010274	F132S B3-B5	R7,835	70010275	R8,100
70010149	DL45-20 7.5KW	7.5	R51,818	70010276	F132S B3-B5	R8,835	70010277	R8,666
70010150	DL45-30-2 11KW	11	R58,707	70010280	F160M B3-B5	R13,388	70010281	R14,951
70010151	DL45-30 11KW	11	R58,707	70010280	F160M B3-B5	R13,388	70010281	R14,951
70010152	DL45-40-2 15KW	15	R64,529	70010282	F160M B3-B5	R14,054	70010283	R14,598
70010153	DL45-40 15KW	15	R64,529	70010282	F160M B3-B5	R14,054	70010283	R14,598
70010154	DL45-50-2 18.5KW	18.5	R68,760	70010284	F160L B3-B5	R15,747	70010285	R15,747
70010155	DL45-50 18.5KW	18.5	R68,760	70010284	F160L B3-B5	R15,747	70010285	R15,747
70010156	DL45-60-2 22KW	22	R72,747	70010286	F180M B3-B5	R21,648	70010287	R21,513
70010157	DL45-60 22KW	22	R72,747	70010286	F180M B3-B5	R21,648	70010287	R21,513
70010158	DL45-70-2 30KW	30	R77,895	70010288	F200L B3-B5	R30,108	70010289	R25,838
70010159	DL45-70 30KW	30	R77,895	70010288	F200L B3-B5	R30,108	70010289	R25,838
70010160	DL45-80-2 30KW	30	R81,209	70010288	F200L B3-B5	R30,108	70010289	R25,838
70010161	DL45-80 30KW	30	R81,209	70010288	F200L B3-B5	R30,108	70010289	R25,838
70010162	DL45-90-2 30KW	30	R88,359	70010288	F200L B3-B5	R30,108	70010289	R25,838
70010163	DL45-90 37KW	37	R88,359	70010290	F200L B3-B5	R31,314	70010291	R31,134
70010164	DL45-100-2 37KW	37	R91,673	70010290	F200L B3-B5	R31,314	70010291	R31,134
70010165	DL45-100 37KW	37	R91,673	70010290	F200L B3-B5	R31,314	70010291	R31,134
70010166	DL45-110-2 45KW	45	R95,249	70010292	F225M B3-B5	R36,578	70010293	R36,578
70010167	DL45-110 45KW	45	R95,249	70010292	F225M B3-B5	R36,578	70010293	R36,578
70010168	DL45-120-2 45KW	45	R97,982	70010292	F225M B3-B5	R36,578	70010293	R36,578
70010169	DL45-120 45KW	45	R97,982	70010292	F225M B3-B5	R36,578	70010293	R36,578
70010170	DL45-130-2 45KW	45	R101,295	70010292	F225M B3-B5	R36,578	70010293	R36,578

**ALL MOTOR PRICES ARE LISTED AS A NETT PRICE**



VERTICAL MULTI-STAGE PUMP DL64 RANGE 380V & 525V								
INVENTORY CODE	ITEM DESCRIPTION	POWER (KW)	UNIT PRICE	MOTOR 380V **NETT PRICE**			MOTOR 525V **NETT PRICE**	
				CODE	FLANGE SIZE	UNIT PRICE	CODE	UNIT COST
70010171	DL64-10-1 4KW	4	R51,912	70010272	F112M B14S	R5,913	70010273	R6,629
70010172	DL64-10 5.5KW	5.5	R53,652	70010274	F132S B3-B5	R7,835	70010275	R8,100
70010173	DL64-20-2 7.5KW	7.5	R56,966	70010276	F132S B3-B5	R8,835	70010277	R8,666
70010174	DL64-20-1 11KW	11	R60,878	70010280	F160M B3-B5	R13,388	70010281	R14,951
70010175	DL64-20 11KW	11	R60,878	70010280	F160M B3-B5	R13,388	70010281	R14,951
70010176	DL64-30-2 15KW	15	R68,255	70010282	F160M B3-B5	R14,054	70010283	R14,598
70010177	DL64-30-1 15KW	15	R68,255	70010282	F160M B3-B5	R14,054	70010283	R14,598
70010178	DL64-30 18.5KW	18.5	R68,255	70010284	F160L B3-B5	R15,747	70010285	R15,747
70010179	DL64-40-2 18.5KW	18.5	R72,167	70010284	F160L B3-B5	R15,747	70010285	R15,747
70010180	DL64-40-1 22KW	22	R72,167	70010286	F180M B3-B5	R21,648	70010287	R21,513
70010181	DL64-40 22KW	22	R72,167	70010286	F180M B3-B5	R21,648	70010287	R21,513
70010182	DL64-50-2 30KW	30	R77,633	70010288	F200L B3-B5	R30,108	70010289	R25,838
70010183	DL64-50-1 30KW	30	R77,633	70010288	F200L B3-B5	R30,108	70010289	R25,838
70010184	DL64-50 30KW	30	R77,633	70010288	F200L B3-B5	R30,108	70010289	R25,838
70010185	DL64-60-2 30KW	30	R82,463	70010288	F200L B3-B5	R30,108	70010289	R25,838
70010186	DL64-60-1 37KW	37	R82,463	70010290	F200L B3-B5	R31,314	70010291	R31,134
70010187	DL64-60 37KW	37	R82,463	70010290	F200L B3-B5	R31,314	70010291	R31,134
70010188	DL64-70-2 37KW	37	R86,600	70010290	F200L B3-B5	R31,314	70010291	R31,134
70010189	DL64-70-1 37KW	37	R86,600	70010290	F200L B3-B5	R31,314	70010291	R31,134
70010190	DL64-70 45KW	45	R88,022	70010292	F225M B3-B5	R36,578	70010293	R36,578



VERTICAL MULTI-STAGE PUMP DL90 RANGE 380V & 525V								
INVENTORY CODE	ITEM DESCRIPTION	POWER (KW)	UNIT PRICE	MOTOR 380V **NETT PRICE**			MOTOR 525V **NETT PRICE**	
				CODE	FLANGE SIZE	UNIT PRICE	CODE	UNIT COST
70010191	DL90-10-1 5.5KW	5.5	R57,303	70010274	B3/B5	R7,835	70010275	R8,100
70010192	DL90-10 7.5KW	7.5	R57,303	70010276	B3/B5	R8,835	70010277	R8,666
70010193	DL90-20-2 11KW	11	R65,765	70010280	B3/B5	R13,388	70010281	R14,951
70010194	DL90-20 15KW	15	R65,765	70010282	B3/B5	R14,054	70010283	R14,598
70010195	DL90-30-2 18.5KW	18.5	R73,908	70010284	B3/B5	R15,747	70010285	R15,747
70010196	DL90-30 22KW	22	R73,571	70010286	B3/B5	R21,648	70010287	R21,513
70010197	DL90-40-2 30KW	30	R80,460	70010288	B3/B5	R30,108	70010289	R25,838
70010198	DL90-40 30KW	30	R80,460	70010288	B3/B5	R30,108	70010289	R25,838
70010199	DL90-50-2 37KW	37	R85,776	70010290	B3/B5	R31,314	70010291	R31,134
70010200	DL90-50 37KW	37	R85,776	70010290	B3/B5	R31,314	70010291	R31,134
70010201	DL90-60-2 45KW	45	R91,092	70010292	B3/B5	R36,578	70010293	R36,578
70010202	DL90-60 45KW	45	R91,092	70010292	B3/B5	R36,578	70010293	R36,578

**ALL MOTOR PRICES ARE LISTED AS A NETT PRICE**



VERTICAL MULTI-STAGE PUMP RANGE DL 1					
ITEM DESCRIPTION	POWER (KW)	HYDRAULICS REPLACEMENT CARTRIDGE		MECHANICAL SEAL	
		CODE	UNIT PRICE	CODE	UNIT PRICE
US DL STACK DL1-20	0,37	NOT APPLICABLE		95020136	R3,312
US DL STACK DL1-30	0,37			95020136	R3,312
US DL STACK DL1-40	0,37			95020136	R3,312
US DL STACK DL1-50	0,37	95020246	R4,698	95020136	R3,312
US DL STACK DL1-60	0,37	95020247	R5,364	95020136	R3,312
US DL STACK DL1-70	0,37	95020248	R6,030	95020136	R3,312
US DL STACK DL1-80	0,55	95020165	R6,714	95020136	R3,312
US DL STACK DL1-90	0,55	95020249	R7,380	95020136	R3,312
US DL STACK DL1-100	0,55	95020250	R8,064	95020136	R3,312
US DL STACK DL1-110	0,55	95020251	R9,720	95020136	R3,312
US DL STACK DL1-120	0,75	95020252	R10,404	95020136	R3,312
US DL STACK DL1-130	0,75	95020253	R11,088	95020136	R3,312
US DL STACK DL1-140	0,75	95020254	R11,772	95020136	R3,312
US DL STACK DL1-150	0,75	95020255	R12,438	95020136	R3,312
US DL STACK DL1-170	1,1	95020256	R13,770	95020136	R3,312
US DL STACK DL1-190	1,1	95020257	R15,138	95020136	R3,312
US DL STACK DL1-210	1,1	95020258	R16,542	95020136	R3,312
US DL STACK DL1-230	1,1	95020259	R18,846	95020136	R3,312
US DL STACK DL1-250	1,5	95020260	R20,196	95020136	R3,312
US DL STACK DL1-270	1,5	95020261	R21,546	95020136	R3,312

VERTICAL MULTI-STAGE PUMP RANGE DL 3					
ITEM DESCRIPTION	POWER (KW)	HYDRAULICS REPLACEMENT CARTRIDGE		MECHANICAL SEAL	
		CODE	UNIT PRICE	CODE	UNIT PRICE
US DL STACK DL3-20	0,37	95020205	R3,132	95020136	R3,312
US DL STACK DL3-30	0,37	95020262	R3,636	95020136	R3,312
US DL STACK DL3-40	0,37	95020263	R4,428	95020136	R3,312
US DL STACK DL3-50	0,37	95020264	R5,202	95020136	R3,312
US DL STACK DL3-60	0,55	95020265	R5,976	95020136	R3,312
US DL STACK DL3-70	0,55	95020266	R6,750	95020136	R3,312
US DL STACK DL3-80	0,75	95020267	R7,542	95020136	R3,312
US DL STACK DL3-90	0,75	95020268	R8,316	95020136	R3,312
US DL STACK DL3-100	0,75	95020269	R9,108	95020136	R3,312
US DL STACK DL3-110	1,1	95020270	R10,872	95020136	R3,312
US DL STACK DL3-120	1,1	95020271	R11,646	95020136	R3,312
US DL STACK DL3-130	1,1	95020272	R12,510	95020136	R3,312
US DL STACK DL3-150	1,1	95020273	R14,004	95020136	R3,312
US DL STACK DL3-170	1,5	95020274	R15,570	95020136	R3,312
US DL STACK DL3-190	1,5	95020275	R17,154	95020136	R3,312
US DL STACK DL3-210	2,2	95020276	R19,692	95020136	R3,312
US DL STACK DL3-230	2,2	95020277	R21,276	95020136	R3,312
US DL STACK DL3-250	2,2	95020278	R22,842	95020136	R3,312
US DL STACK DL3-270	2,2	95020279	R24,408	95020136	R3,312



VERTICAL MULTI-STAGE PUMP RANGE DL5					
ITEM DESCRIPTION	POWER (KW)	HYDRAULICS REPLACEMENT CARTRIDGE		MECHANICAL SEAL	
		CODE	UNIT PRICE	CODE	UNIT PRICE
US DL STACK DL5-20	0,37	95020280	R2,826	95020136	R3,312
US DL STACK DL5-30	0,55	95020281	R3,834	95020136	R3,312
US DL STACK DL5-40	0,55	95020282	R4,194	95020136	R3,312
US DL STACK DL5-50	0,75	95020283	R5,436	95020136	R3,312
US DL STACK DL5-60	1,1	95020284	R5,670	95020136	R3,312
US DL STACK DL5-70	1,1	95020285	R7,974	95020136	R3,312
US DL STACK DL5-80	1,1	95020286	R8,766	95020136	R3,312
US DL STACK DL5-90	1,5	95020287	R9,540	95020136	R3,312
US DL STACK DL5-100	1,5	95020116	R10,332	95020136	R3,312
US DL STACK DL5-110	2,2	95020288	R11,142	95020136	R3,312
US DL STACK DL5-120	2,2	95020289	R11,934	95020136	R3,312
US DL STACK DL5-130	2,2	95020290	R12,780	95020136	R3,312
US DL STACK DL5-140	2,2	95020291	R13,518	95020136	R3,312
US DL STACK DL5-150	2,2	95020292	R14,292	95020136	R3,312
US DL STACK DL5-160	2,2	95020293	R15,084	95020136	R3,312
US DL STACK DL5-180	3	95020294	R16,650	95020136	R3,312
US DL STACK DL5-200	3	95020295	R19,278	95020136	R3,312
US DL STACK DL5-220	4	95020296	R20,880	95020136	R3,312
US DL STACK DL5-240	4	95020297	R22,428	95020136	R3,312
US DL STACK DL5-260	4	95020298	R23,976	95020136	R3,312

VERTICAL MULTI-STAGE PUMP RANGE DL8					
ITEM DESCRIPTION	POWER (KW)	HYDRAULICS REPLACEMENT CARTRIDGE		MECHANICAL SEAL	
		CODE	UNIT PRICE	CODE	UNIT PRICE
US DL STACK DL8-20	0,75	95020299	R6,750	95020103	R3,690
US DL STACK DL8-30	1,1	95020060	R8,190	95020103	R3,690
US DL STACK DL8-40	1,5	95020062	R9,630	95020103	R3,690
US DL STACK DL8-50	2,2	95020300	R11,070	95020103	R3,690
US DL STACK DL8-60	2,2	95020301	R12,510	95020103	R3,690
US DL STACK DL8-70	3	95020302	R13,950	95020103	R3,690
US DL STACK DL8-80	3	95020303	R15,354	95020103	R3,690
US DL STACK DL8-90	3	95020304	R16,812	95020103	R3,690
US DL STACK DL8-100	4	95020305	R20,016	95020103	R3,690
US DL STACK DL8-110	4	95020306	R22,482	95020103	R3,690
US DL STACK DL8-120	4	95020307	R22,914	95020103	R3,690
US DL STACK DL8-130	5,5	95020308	R25,290	95020103	R3,690
US DL STACK DL8-140	5,5	95020309	R25,866	95020103	R3,690
US DL STACK DL8-150	5,5	95020310	R28,350	95020103	R3,690
US DL STACK DL8-160	5,5	95020311	R28,818	95020103	R3,690
US DL STACK DL8-170	7,5	95020312	R31,320	95020103	R3,690
US DL STACK DL8-180	7,5	95020313	R31,770	95020103	R3,690
US DL STACK DL8-190	7,5	95020314	R34,290	95020103	R3,690
US DL STACK DL8-200	7,5	95020166	R34,758	95020103	R3,690



VERTICAL MULTI-STAGE PUMP RANGE DL12					
ITEM DESCRIPTION	POWER (KW)	HYDRAULICS REPLACEMENT CARTRIDGE		MECHANICAL SEAL	
		CODE	UNIT PRICE	CODE	UNIT PRICE
US DL STACK DL12-20	1,5	95020315	R6,786	95020103	R3,690
US DL STACK DL12-30	2,2	95020061	R8,226	95020103	R3,690
US DL STACK DL12-40	3	95020167	R9,666	95020103	R3,690
US DL STACK DL12-50	3	95020316	R11,106	95020103	R3,690
US DL STACK DL12-60	4	95020317	R12,564	95020103	R3,690
US DL STACK DL12-70	5,5	95020318	R13,986	95020103	R3,690
US DL STACK DL12-80	5,5	95020319	R15,426	95020103	R3,690
US DL STACK DL12-90	5,5	95020320	R16,902	95020103	R3,690
US DL STACK DL12-100	7,5	95020321	R20,070	95020103	R3,690
US DL STACK DL12-120	7,5	95020322	R22,986	95020103	R3,690
US DL STACK DL12-140	11	95020323	R25,938	95020103	R3,690
US DL STACK DL12-160	11	95020324	R28,908	95020103	R3,690
US DL STACK DL12-180	11	95020325	R31,860	95020103	R3,690

VERTICAL MULTI-STAGE PUMP RANGE DL16					
ITEM DESCRIPTION	POWER (KW)	HYDRAULICS REPLACEMENT CARTRIDGE		MECHANICAL SEAL	
		CODE	UNIT PRICE	CODE	UNIT PRICE
US DL STACK DL16-20	2,2	95020168	R11,376	95020103	R3,690
US DL STACK DL16-40	4	95020170	R17,658	95020103	R3,690
US DL STACK DL16-50	4	95020171	R20,790	95020103	R3,690
US DL STACK DL16-60	5,5	95020172	R26,172	95020103	R3,690
US DL STACK DL16-70	5,5	95020326	R20,358	95020103	R3,690
US DL STACK DL16-80	7,5	95020327	R22,644	95020103	R3,690
US DL STACK DL16-90	7,5	95020328	R24,894	95020103	R3,690
US DL STACK DL16-100	11	95020173	R29,412	95020103	R3,690
US DL STACK DL16-110	11	95020329	R31,644	95020103	R3,690
US DL STACK DL16-120	11	95020139	R32,580	95020103	R3,690
US DL STACK DL16-130	11	95020330	R37,800	95020103	R3,690
US DL STACK DL16-140	11	95020331	R38,628	95020103	R3,690
US DL STACK DL16-150	15	95020332	R42,444	95020103	R3,690
US DL STACK DL16-160	15	95020164	R43,272	95020103	R3,690

VERTICAL MULTI-STAGE PUMP RANGE DL20					
ITEM DESCRIPTION	POWER (KW)	HYDRAULICS REPLACEMENT CARTRIDGE		MECHANICAL SEAL	
		CODE	UNIT PRICE	CODE	UNIT PRICE
US DL STACK DL20-20	2,2	95020333	R8,802	95020103	R3,690
US DL STACK DL20-30	4	95020334	R12,258	95020103	R3,690
US DL STACK DL20-40	5,5	95020335	R13,428	95020103	R3,690
US DL STACK DL20-50	5,5	95020336	R15,714	95020103	R3,690
US DL STACK DL20-60	7,5	95020337	R18,018	95020103	R3,690
US DL STACK DL20-70	7,5	95020023	R24,750	95020103	R3,690
US DL STACK DL20-80	11	95020196	R22,590	95020103	R3,690
US DL STACK DL20-100	11	95020338	R29,106	95020103	R3,690
US DL STACK DL20-120	15	95020339	R33,714	95020103	R3,690
US DL STACK DL20-140	15	95020340	R38,358	95020103	R3,690
US DL STACK DL20-170	18,5	95020115	R45,216	95020103	R3,690



VERTICAL MULTI-STAGE PUMP RANGE DL32					
ITEM DESCRIPTION	POWER (KW)	HYDRAULICS REPLACEMENT CARTRIDGE		MECHANICAL SEAL	
		CODE	UNIT PRICE	CODE	UNIT PRICE
US DL STACK DL32-10-1	1,5	95020341	R10,476	95020102	R6,858
US DL STACK DL32-10	2,2	95020342	R10,476	95020102	R6,858
US DL STACK DL32-20-2	3	95020343	R15,732	95020102	R6,858
US DL STACK DL32-20	4	95020344	R15,732	95020102	R6,858
US DL STACK DL32-30-2	5,5	95020345	R21,006	95020102	R6,858
US DL STACK DL32-30	5,5	95020174	R21,006	95020102	R6,858
US DL STACK DL32-40-2	7,5	95020346	R26,298	95020102	R6,858
US DL STACK DL32-40	7,5	95020347	R26,298	95020102	R6,858
US DL STACK DL32-50-2	11	95020348	R31,806	95020102	R6,858
US DL STACK DL32-50	11	95020349	R31,806	95020102	R6,858
US DL STACK DL32-60-2	11	95020350	R37,098	95020102	R6,858
US DL STACK DL32-60	11	95020175	R37,098	95020102	R6,858
US DL STACK DL32-70-2	15	95020351	R42,408	95020102	R6,858
US DL STACK DL32-70	15	95020352	R42,408	95020102	R6,858
US DL STACK DL32-80-2	15	95020353	R47,682	95020102	R6,858
US DL STACK DL32-80	15	95020354	R47,682	95020102	R6,858
US DL STACK DL32-90-2	18,5	95020355	R52,992	95020102	R6,858
US DL STACK DL32-90	18,5	95020356	R52,992	95020102	R6,858
US DL STACK DL32-100-2	18,5	95020357	R58,284	95020102	R6,858
US DL STACK DL32-100	18,5	95020358	R58,284	95020102	R6,858
US DL STACK DL32-110-2	22	95020359	R63,576	95020102	R6,858
US DL STACK DL32-110	22	95020360	R63,576	95020102	R6,858
US DL STACK DL32-120-2	22	95020361	R68,868	95020102	R6,858
US DL STACK DL32-120	22	95020203	R68,868	95020102	R6,858
US DL STACK DL32-130-2	30	95020362	R74,160	95020102	R6,858
US DL STACK DL32-130	30	95020363	R74,160	95020102	R6,858
US DL STACK DL32-140-2	30	95020364	R79,470	95020102	R6,858
US DL STACK DL32-140	30	95020365	R79,470	95020102	R6,858




VERTICAL MULTI-STAGE PUMP RANGE DL45					
ITEM DESCRIPTION	POWER (KW)	HYDRAULICS REPLACEMENT CARTRIDGE		MECHANICAL SEAL	
		CODE	UNIT PRICE	CODE	UNIT PRICE
US DL STACK DL45-10-1	3	95020366	R13,194	95020102	R6,858
US DL STACK DL45-10	4	95020367	R13,194	95020102	R6,858
US DL STACK DL45-20-2	5,5	95020368	R20,088	95020102	R6,858
US DL STACK DL45-20	7,5	95020369	R20,088	95020102	R6,858
US DL STACK DL45-30-2	11	95020370	R27,000	95020102	R6,858
US DL STACK DL45-30	11	95020371	R27,000	95020102	R6,858
US DL STACK DL45-40-2	15	95020372	R33,912	95020102	R6,858
US DL STACK DL45-40	15	95020373	R33,912	95020102	R6,858
US DL STACK DL45-50-2	18,5	95020374	R40,806	95020102	R6,858
US DL STACK DL45-50	18,5	95020375	R40,806	95020102	R6,858
US DL STACK DL45-60-2	22	95020376	R47,700	95020102	R6,858
US DL STACK DL45-60	22	95020377	R47,700	95020102	R6,858
US DL STACK DL45-70-2	30	95020378	R54,630	95020102	R6,858
US DL STACK DL45-70	30	95020379	R54,630	95020102	R6,858
US DL STACK DL45-80-2	30	95020380	R61,524	95020102	R6,858
US DL STACK DL45-80	30	95020381	R61,524	95020102	R6,858
US DL STACK DL45-90-2	30	95020382	R68,418	95020102	R6,858
US DL STACK DL45-90	37	95020383	R68,418	95020102	R6,858
US DL STACK DL45-100-2	37	95020384	R75,312	95020102	R6,858
US DL STACK DL45-100	37	95020385	R75,312	95020102	R6,858
US DL STACK DL45-110-2	45	95020386	R82,206	95020102	R6,858
US DL STACK DL45-110	45	95020387	R82,206	95020102	R6,858
US DL STACK DL45-120-2	45	95020388	R89,118	95020102	R6,858
US DL STACK DL45-120	45	95020389	R89,118	95020102	R6,858
US DL STACK DL45-130-2	45	95020390	R96,012	95020102	R6,858



VERTICAL MULTI-STAGE PUMP RANGE DL64					
ITEM DESCRIPTION	POWER (KW)	HYDRAULICS REPLACEMENT CARTRIDGE		MECHANICAL SEAL	
		CODE	UNIT PRICE	CODE	UNIT PRICE
US DL STACK DL64-10-1	4	95020391	R14,148	95020102	R6,858
US DL STACK DL64-10	5,5	95020392	R14,148	95020102	R6,858
US DL STACK DL64-20-2	7,5	95020393	R22,176	95020102	R6,858
US DL STACK DL64-20-1	11	95020394	R22,176	95020102	R6,858
US DL STACK DL64-20	11	95020176	R22,176	95020102	R6,858
US DL STACK DL64-30-2	15	95020395	R29,970	95020102	R6,858
US DL STACK DL64-30-1	15	95020396	R29,970	95020102	R6,858
US DL STACK DL64-30	18,5	95020177	R29,970	95020102	R6,858
US DL STACK DL64-40-2	18,5	95020397	R37,800	95020102	R6,858
US DL STACK DL64-40-1	22	95020398	R37,800	95020102	R6,858
US DL STACK DL64-40	22	95020399	R37,800	95020102	R6,858
US DL STACK DL64-50-2	30	95020400	R45,612	95020102	R6,858
US DL STACK DL64-50-1	30	95020401	R45,612	95020102	R6,858
US DL STACK DL64-50	30	95020178	R45,612	95020102	R6,858
US DL STACK DL64-60-2	30	95020402	R53,442	95020102	R6,858
US DL STACK DL64-60-1	37	95020403	R53,442	95020102	R6,858
US DL STACK DL64-60	37	95020404	R53,442	95020102	R6,858
US DL STACK DL64-70-2	37	95020405	R61,272	95020102	R6,858
US DL STACK DL64-70-1	37	95020406	R61,272	95020102	R6,858
US DL STACK DL64-70	45	95020407	R61,272	95020102	R6,858



VERTICAL MULTI-STAGE PUMP RANGE DL90					
ITEM DESCRIPTION	POWER (KW)	HYDRAULICS REPLACEMENT CARTRIDGE		MECHANICAL SEAL	
		CODE	UNIT PRICE	CODE	UNIT PRICE
US DL STACK DL90-10-1	5,5	95020408	R15,426	95020102	R6,858
US DL STACK DL90-10	7,5	95020409	R15,426	95020102	R6,858
US DL STACK DL90-20-2	11	95020410	R24,534	95020102	R6,858
US DL STACK DL90-20	15	95020179	R24,534	95020102	R6,858
US DL STACK DL90-30-2	18,5	95020411	R33,390	95020102	R6,858
US DL STACK DL90-30	22	95020180	R33,390	95020102	R6,858
US DL STACK DL90-40-2	30	95020412	R42,264	95020102	R6,858
US DL STACK DL90-40	30	95020413	R42,264	95020102	R6,858
US DL STACK DL90-50-2	37	95020414	R51,138	95020102	R6,858
US DL STACK DL90-50	37	95020104	R51,138	95020102	R6,858
US DL STACK DL90-60-2	45	95020415	R60,012	95020102	R6,858
US DL STACK DL90-60	45	95020108	R69,930	95020102	R6,858





# HOT WATER Circulator



J C R H O T W A T E R C I R C U L A T O R C / W U N I O N S		
INVENTORY CODE	ITEM DESCRIPTION	UNIT PRICE
35020002	HWC UPS25-4-180 (25MM) 72W220V	R2,078
35020003	HWC UPS25-7-180 (25MM) 135W220V	R2,921
35020004	HWC JCR40/8 (40MM) 220W220V	R4,230



H O T W A T E R C I R C U L A T O R F L O W S W I T C H		
INVENTORY CODE	ITEM DESCRIPTION	UNIT PRICE
95060193	US HWC FLOW SWITCH GF-A120	R126



# PONTOONS



P O N T O O N S			
INVENTORY CODE	ITEM DESCRIPTION	MAX WEIGHT HANDLING	UNIT PRICE **NETT PRICE**
62010009	PONTOON VEGA SINGLE FOAM 6MM	180kg	R24,053
62010008	PONTOON VEGA DOUBLE FOAM 6MM	340kg	R36,185
62010010	PONTOON VEGA TRIPLE FOAM 8MM	490kg	SQ
62010011	PONTOON VEGA TRIPLE FOAM 10MM	550kg	SQ

70% Submergence. 30% Safety Factor



